

## Response to Request for Information

Reference      FOI 031678  
Date            14 March 2016

### *Tackling and Preventing Homelessness*

**Request:**

Please will you kindly tell me when your strategy for tackling & preventing homelessness was last reviewed & if a mapping & gapping exercise was carried out at that time & if identified any groups who were excluded in your community?

Our document was reviewed in 2015 and is reviewed annually.

Gaps highlighted in the review included:

- Lack of single female homeless provision
- A need for more suitable and affordable long term accommodation
- Better access to support for households with complex needs

In relation to the excluded groups the BME population of the City is 35.5% however the numbers of BME homelessness presentations is around 22% ( I have attached a copy of the annual monitoring data )

## 2014-2015 Housing Options Homelessness Statistics

As per manual Duty referral statistics	2009/10	2010/11	2011/12	2012/13	2013/14	2014/15
Initial Interview (Referral)	2978	2591	2822	3004	3110	3300
Housing Advice only	2019	1895	1917	2014	2067	1916
Homeless Applications	959	696	905	990	1043	1384

The following report takes into account all applications initiated within 2014-15, included in the overall total are applications where due to unforeseen circumstances no decisions were made at the end of the year. The complete breakdowns of outcomes or pending cases are shown in the results below.

Of the **1384** Homeless Applications taken during the period of 2014-15, the following were determined under the Act:

**299** (21.60%) were determined to be homeless, in priority need and unintentionally homeless and therefore given statutory duty to be re-housed

**413** (29.84%) { **128** (9.24%) were determined to be eligible but not homeless or threatened with homelessness  
**285** (20.59%) Not Homeless

**232** (16.76%) were found to be eligible, homeless but not in priority need, advice and assistance was given

**043** (03.10%) { **037** (02.67%) were found to be eligible, in priority need but determined to be intentionally homeless  
**006** (00.43%) Intentionally Homeless

**032** (02.31%) Ineligible for assistance

**014** (01.01%) Cases opened in error

**170** (12.28%) New and Current

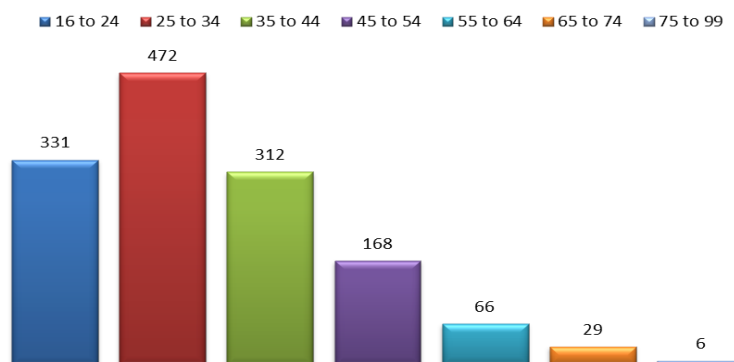
**093** (06.71%) Information not produced

**002** (00.14%) Deceased

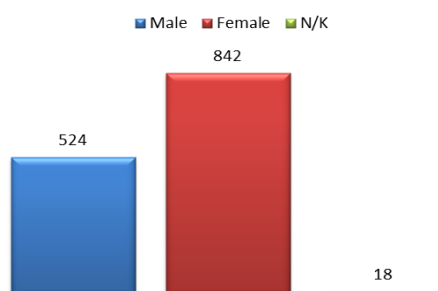
**086** (06.21%) { **038** (02.74%) ?????  
**023** (01.66%) Applreq  
**022** (01.58%) Hownacc  
**003** (00.21%) WCCTCYTER

# Detailed breakdown of all Homeless Applications taken during 2014-15

## All Applications By Age Range 2014-2015



## All Applications By Gender 2014-2015



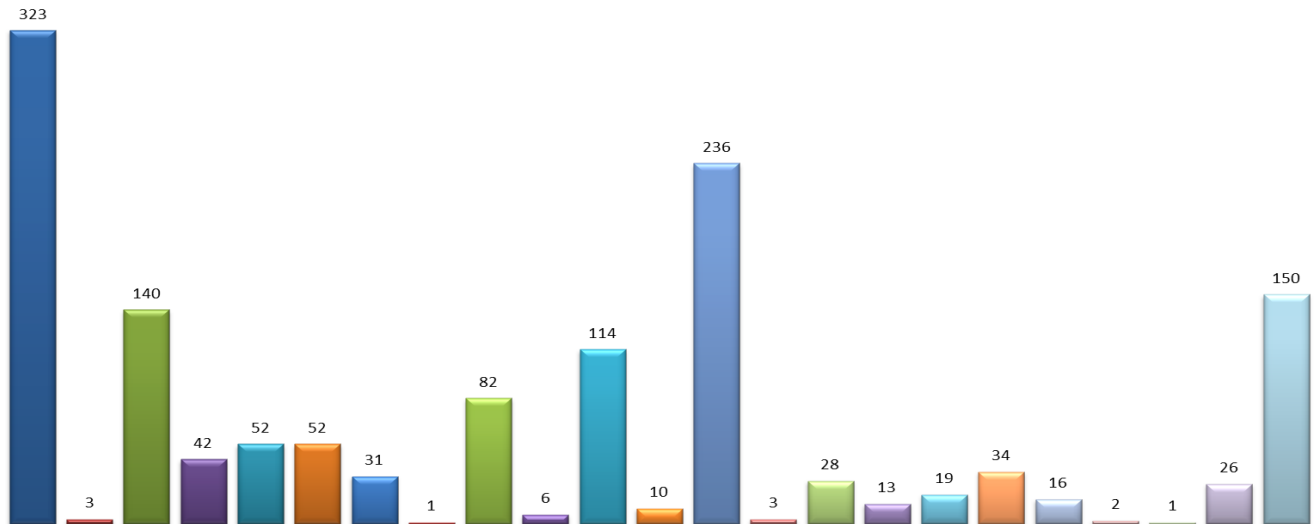
## All Applications By Ethnicity 2014-2015



Asian or Asian British: Bangladeshi	4	Information Not Supplied	11
Asian or Asian British: Indian	80	Middle Eastern	23
Asian or Asian British: Pakistani	31	Mixed: Any Other Mixed Background	3
Asian or British: Any Other Background	14	Mixed: White and Asian	8
Black or Black British: African	97	Mixed: White and Black African	5
Black or Black British: Caribbean	86	Mixed: White and Black Caribbean	74
Black or Black British: Other	22	Other	10
Chinese	6	Unknown	64
Declined to Supply Information	1	White: Any Other White Background	41
Eastern European	19	White: British	769
Gypsy / Romany / Traveller	5	White: Irish	11

## All Applications by Homelessness Reason 2014-2015

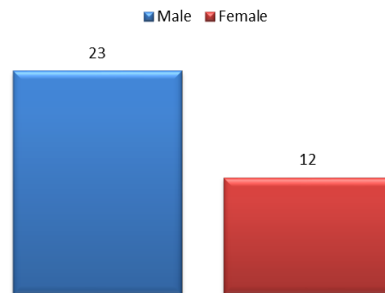
- |   |                                 |   |                                |
|---|---------------------------------|---|--------------------------------|
| ■ End of assured shorthold tenancy        | ■ Fire flood or other emergency | ■ Friends unable/unwilling to accommodate | ■ Leaving institution or care  |
| ■ Leaving NASS (BIA) accommodation        | ■ Living in a hostel            | ■ Mortgage arrears repossession           | ■ Newly forming family         |
| ■ Nonviolent breakdown unable to return   | ■ Other harassment              | ■ Other loss of rented/tied accommodation | ■ Other violence               |
| ■ Parents unable/unwilling to accommodate | ■ Racial harassment             | ■ Relationship breakdown violent other    | ■ Rent arrears HA repossession |
| ■ Rent arrears LA repossession            | ■ Rent arrears private          | ■ Rough sleeper                           | ■ Split household              |
| ■ Squatter                                | ■ Unreasonable circumstances    | ■ Violent relationship breakdown          |                                |



<i>End of assured short hold tenancy</i>	323	<i>Fire flood or other emergency</i>	3
<i>Friends unable/unwilling to accommodate</i>	140	<i>Leaving institution or care</i>	42
<i>Leaving NASS(BIA) accommodation</i>	52	<i>Living in a hostel</i>	52
<i>Mortgage arrears repossession</i>	31	<i>Newly forming family</i>	1
<i>Nonviolent breakdown unable to return</i>	82	<i>Other harassment</i>	6
<i>Other loss of rented/tied accommodation</i>	114	<i>Other violence</i>	10
<i>Parents unable/unwilling to accommodate</i>	236	<i>Racial violence</i>	3
<i>Relationship breakdown violent other</i>	28	<i>Rent arrears HA repossession</i>	13
<i>Rent arrears LA repossession</i>	19	<i>Rent arrears private</i>	34
<i>Rough sleeper</i>	16	<i>Split Household</i>	2
<i>Squatter</i>	1	<i>Unreasonable circumstances</i>	26
<i>Violent relationship breakdown</i>	150		

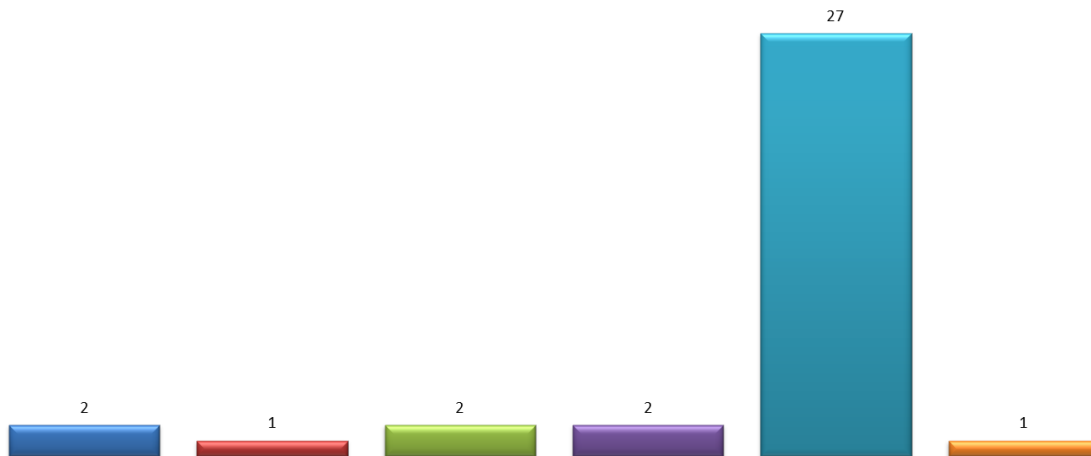
# All Age 65 + Homeless Applications (Total 35)

## All 65+ Applications By Gender 2014-2015



## All 65+ Applications By Ethnicity 2014-2015

■ Asian or Asian British: Indian  
 ■ Black or Black British:African  
 ■ Black or Black British:Caribbean  
 ■ White: Any other White background  
 ■ White: British  
 ■ White: Irish



Friends unable/unwilling to accommodate	<b>05</b>
Violent relationship breakdown	<b>03</b>
Relationship Breakdown Violent Other	<b>02</b>
Non-violent relationship breakdown	<b>03</b>
Mortgage Arrears / Repossession	<b>03</b>
Rent Arrears Local Authority	<b>02</b>
Rent Arrears Private	<b>02</b>
End of assured hold tenancy	<b>08</b>
Leaving Institution or Care	<b>01</b>
Unreasonable circumstances	<b>02</b>
Other loss of tied or rented Accommodation	<b>05</b>
Rough Sleeper	<b>01</b>

## All Age 65 + Homeless Applications Decisions Made

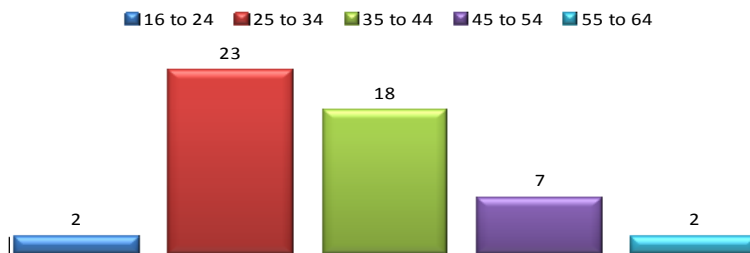
Full Re-housing Duty Accepted (Eligible, unintentionally homeless in priority need)	<b>10</b>
Not homeless / threatened (Eligible but not homeless)	<b>10</b>
Eligible, Homeless but not in priority need	<b>07</b>
Were found to be eligible, in priority need but determined to be intentionally homeless	<b>01</b>
New and Current	<b>06</b>
Info not produced	<b>01</b>

## All Former Asylum Seekers Leaving NASS BIA Accommodation 2014-15 (Total 52)

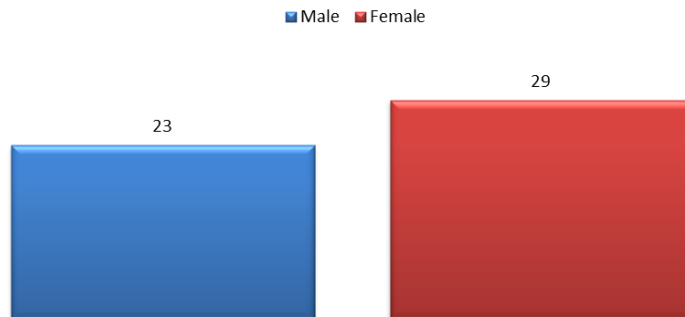
From the 1384 Homeless Applications taken during 2014/15, a total of 52 applications were from former Asylum seekers.

- 029** (02.09%) were determined to be homeless, in priority need and unintentionally homeless and therefore given statutory duty to be re-housed.
- 011** (00.79%) were found to be eligible, homeless but not in priority need, advice and assistance was given
- 004** (00.28%) were determined to be eligible but not homeless or threatened with homelessness.
- 005** (00.36%) New and Current
- 001** (00.07%) Information not produced
- 002** (00.14%) No decision made on application due to loss of contact with applicant

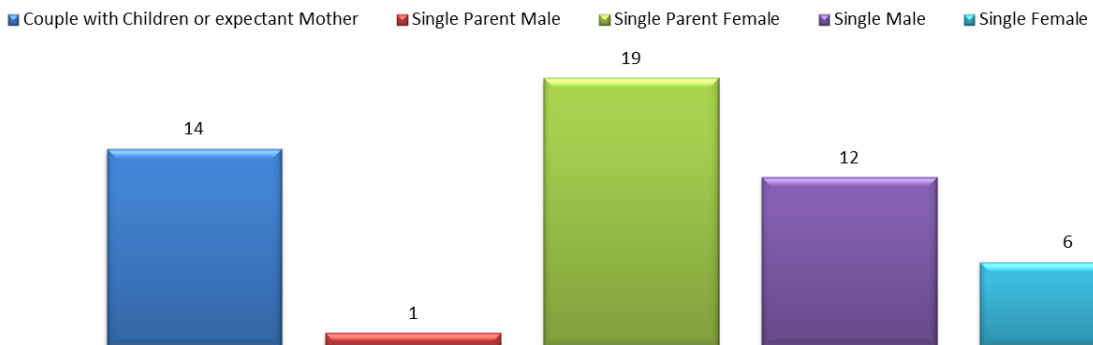
### All Former Asylum Seeker Applications By Age Range 2014-2015



### All Former Asylum Seeker Applications By Gender 2014-2015



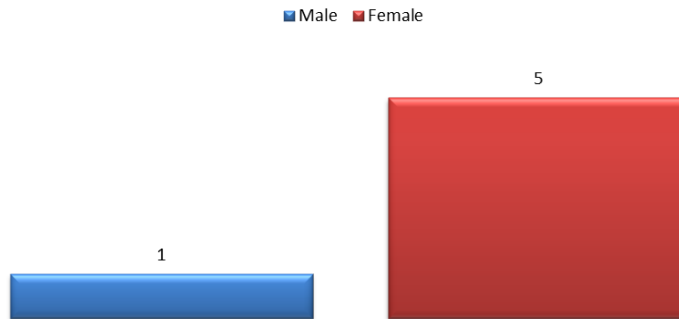
### Former Asylum Seekers By Household Type 2014-2015



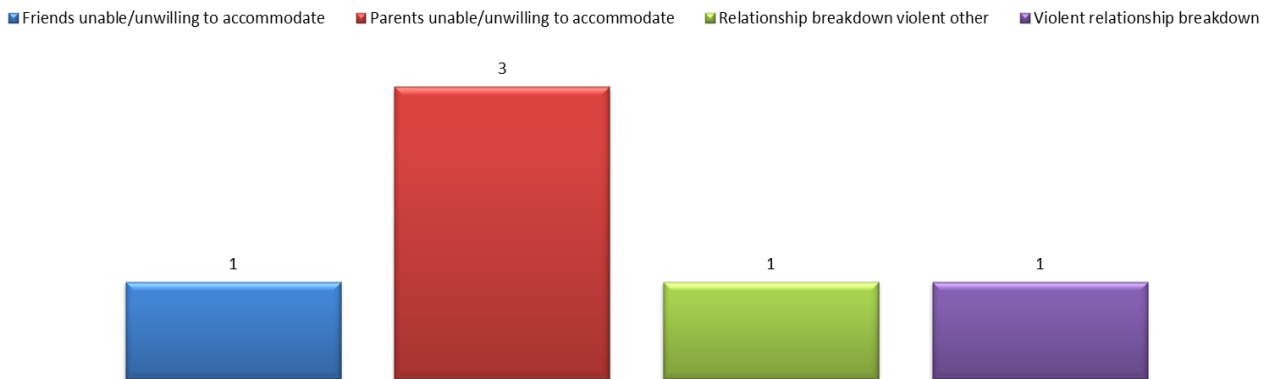
## All 16-17 Applications 2014-15 Total (6)

Please see page 14 for priority need decisions

### All 16 to 17 Applications By Gender 2014-2015



### All 16 to 17 Applications by Homelessness Reason 2014-2015



### All 16 to 17 Applications By Ethnicity 2014-2015



From the 1384 Homeless Applications taken during 2014/15, a total of 6 applications were from 16 to 17 year olds.

**001** (00.07%) were determined to be homeless, in priority need and unintentionally homeless and therefore given statutory duty to be re-housed.

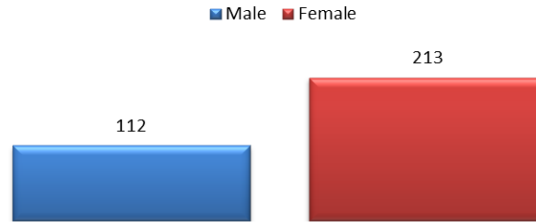
**004** (00.28%) were determined to be eligible but not homeless or threatened with homelessness.

**001** (00.07%) New and Current

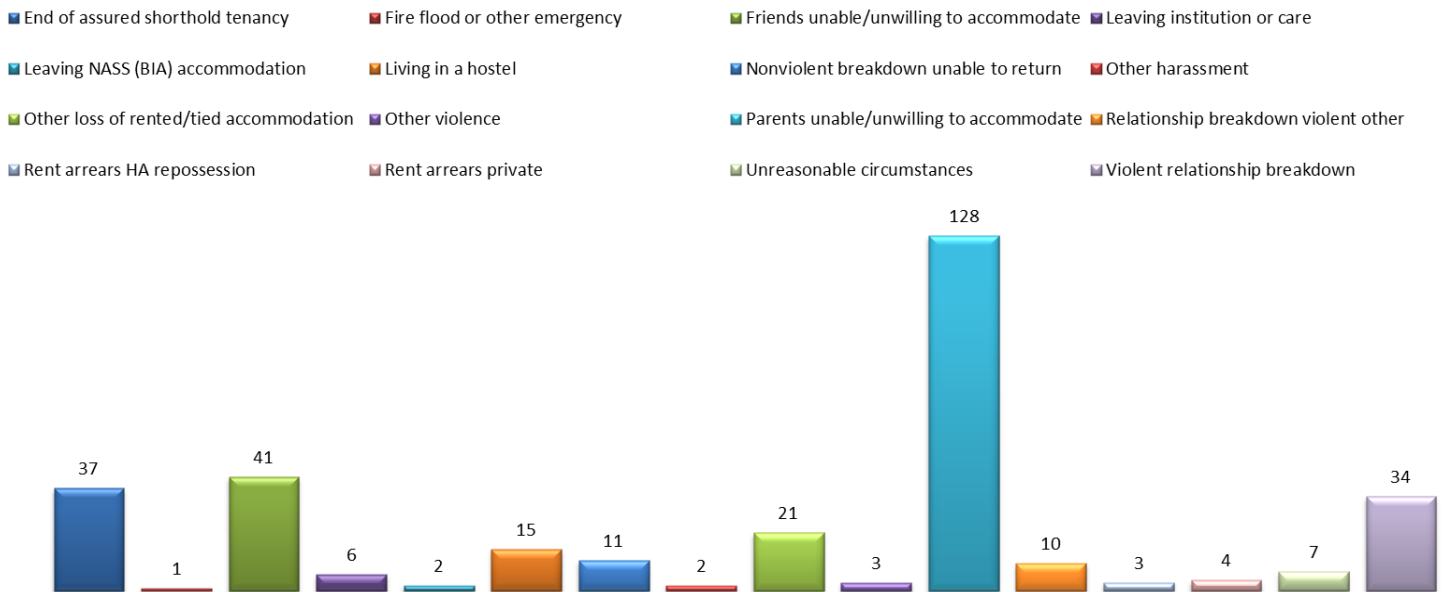
# All 18 to 24 Applications 2014-15 Total (325)

Please see page 14 for priority need decisions

## All 18 to 24 Applications By Gender 2014-2015



## All 18 to 24 Applications by Homelessness Reason 2014-2015



End of assured short-hold tenancy	37	Fire – Flood or Other Emergency	1
Friends unable/unwilling to accommodate	41	Leaving institution or care	6
Leaving NASS(BIA) accommodation	2	Living in a hostel	15
Nonviolent breakdown unable to return	11	Other harassment	2
Other loss of rented/tied accommodation	21	Other violence	3
Parents unable/unwilling to accommodate	128	Relationship breakdown violent other	10
Rent arrears HA repossession	3	Rent arrears private	4
Unreasonable circumstances	7	Violent relationship breakdown	34

## All 18 to 24 Applications By Ethnicity 2014-2015

- Asian or Asian British: Bangladeshi
- Asian or Asian British: Indian
- Asian or Asian British: Pakistani
- Black or Black British:African
- Black or Black British:Caribbean
- Black or Black British:Other
- Eastern European
- Gypsy/Romany/Traveller
- Information Not Supplied
- Mixed :Any other mixed background
- Mixed: White and Asian
- Mixed: White and Black African
- Mixed: White and Black Caribbean
- Other
- Unknown
- White: Any other White background
- White: British
- White: Irish

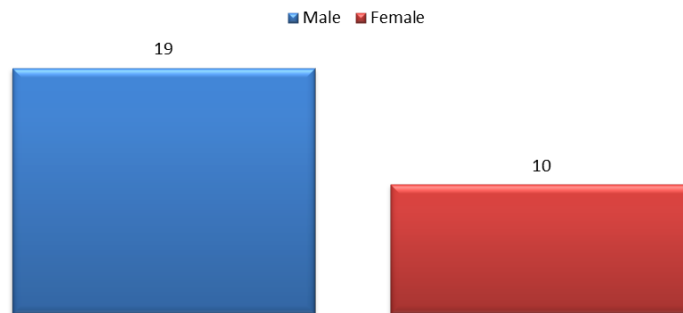




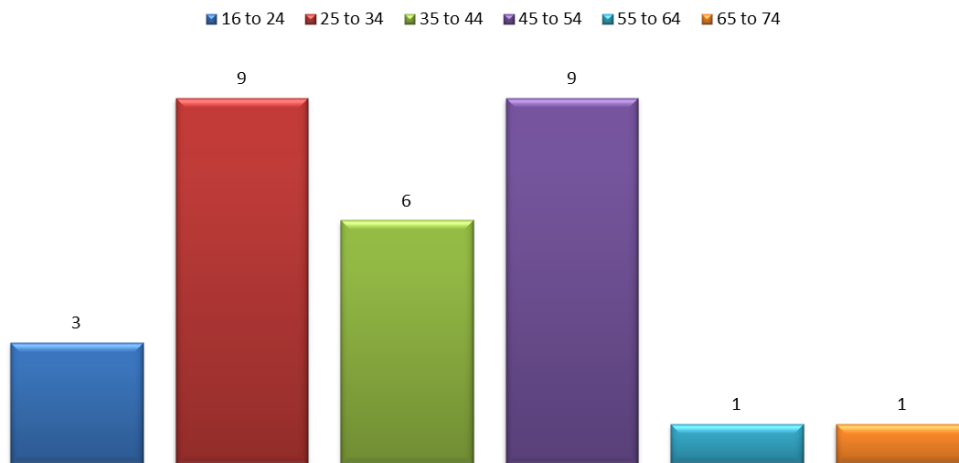
# All Mental Health / Learning Difficulty Homeless Applications taken during 2014-15 (Total 29) *Please see page 16 for priority need decisions*

A total of 29 applications were taken of which Mental Health or Learning Difficulties was stated as the initial priority needs reason during 2014/15, this didn't reflect in the homeless reason which was stated as the main reason for homelessness.

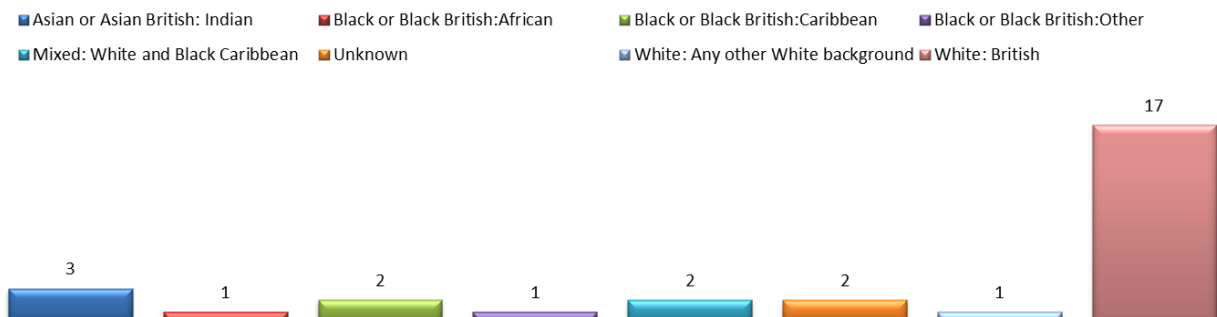
## All Mental Health Disability Applications By Gender 2014-2015



## All Mental Health Disability Applications By Age Range 2014-2015



## All Mental Health Disability Applications By Ethnicity 2014-2015

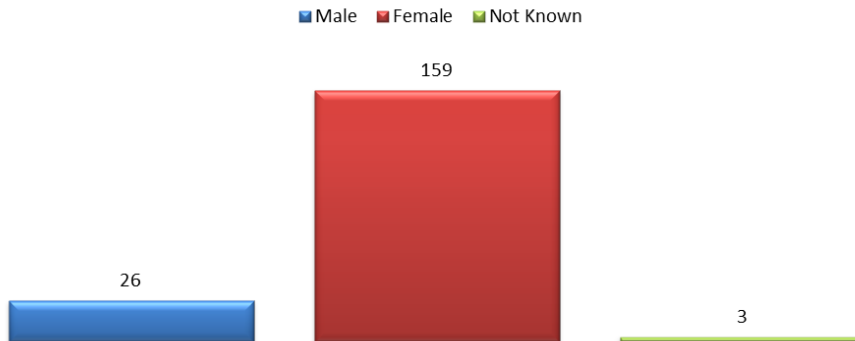


# Breakdown of all Violence cases for 2014-15 (Total 188)

Please see page 15 for priority need decisions

Number of referrals received by the Homeless Services Unit	<b>3300</b>
Percentage of violence applications from Wolverhampton	<b>76.59%</b>
Number of applications taken by the Homeless Services Unit	<b>1384</b>
Violent relationship breakdown applications	<b>0150</b>
Relationship breakdown violent other	<b>0028</b>
Other Violence	<b>0010</b>
<b>Total</b>	<b><u>0188</u></b>

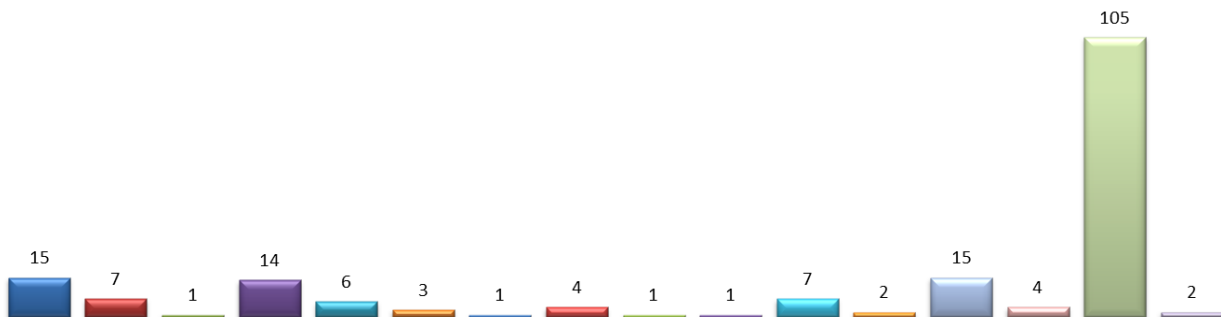
## All Violence By Gender 2014-2015



There has been a considerable turnaround in violence statistics with a fall being shown in the female stats from 182 cases (2013-14) down to 159 showing a 12.63% drop. In comparison there has been a rise in the male stats from 10 cases (2013-14) up to 26 showing a rise of 38.46%.

## All Violence Applications By Ethnicity 2014-15

- Asian or Asian British: Indian
- Asian or Asian British: Pakistani
- Asian or British : Any other Backgrnd
- Black or Black British:African
- Black or Black British:Caribbean
- Black or Black British:Other
- Chinese
- Eastern European
- Mixed :Any other mixed background
- Mixed: White and Asian
- Mixed: White and Black Caribbean
- Other
- Unknown
- White: Any other White background
- White: British
- White: Irish

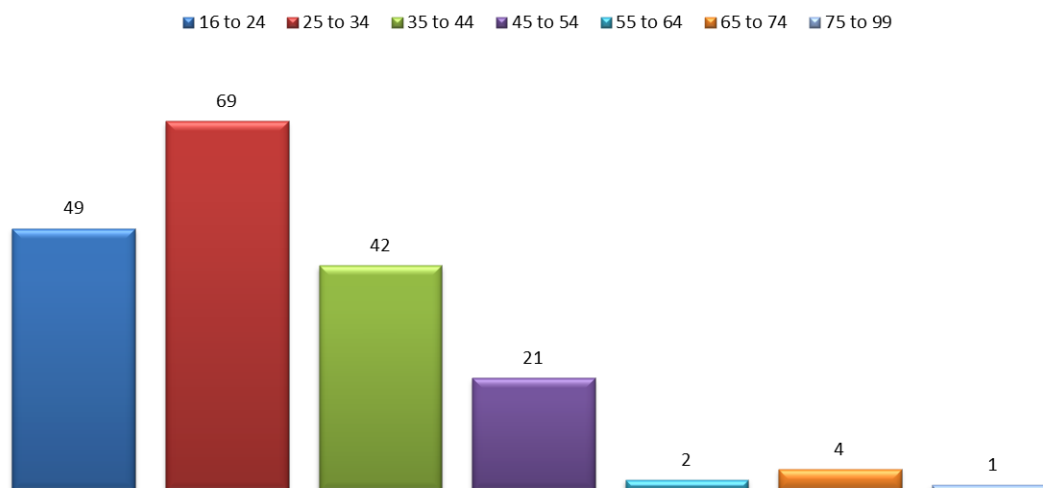


Asian or Asian British: Indian	15	Mixed: Any Other Mixed Background	1
Asian or Asian British: Pakistani	7	Mixed: White and Asian	1
Asian or Asian British: Any Other Background	1	Mixed: White and Black Caribbean	7
Black or Black British: African	14	Other	2
Black or Black British: Caribbean	6	Unknown	15
Black or Black British: Other	3	White: Any Other White Background	4
Chinese	1	White: British	105
Eastern European	4	White: Irish	2

### Outcome of Cases (total 188)

Not Homeless / Threatened	57
Full Re-housing Duty Accepted	64
Eligible homeless-not in priority need	11
Eligible, homeless, priority need, intent	04
Ineligible	03
No Decision	49

## All Violence Applications By Age Range 2014-2015



### Outcome of all Violence applications by age breakdown

#### 16-24 (total 49)

Full Re-housing Duty Accepted	<b>018</b>	Number of children presented	<b>027</b>
Eligible but not homeless	<b>013</b>	Referrals from Wolverhampton	<b>039</b>
Eligible Homeless but not in priority-need	<b>001</b>		
Ineligible	<b>001</b>		
No decision	<b>016</b>		

#### 25-34 (total 69)

Full Re-housing Duty Accepted	<b>028</b>	Number of children presented	<b>086</b>
Eligible but not homeless	<b>024</b>	Referrals from Wolverhampton	<b>053</b>
Eligible Homeless but not in priority-need	<b>003</b>		
Eligible Homeless, Priority-need Intentional	<b>001</b>		
No decision	<b>013</b>		

#### 35-44 (total 42)

Full Re-housing Duty Accepted	<b>011</b>	Number of children presented	<b>027</b>
Eligible but not homeless	<b>011</b>	Referrals from Wolverhampton	<b>032</b>
Eligible Homeless but not in priority-need	<b>004</b>		
Eligible Homeless, Priority-need Intentional	<b>001</b>		
Ineligible	<b>001</b>		
No decision	<b>014</b>		

#### 45-54 (total 21)

Full Re-housing Duty Accepted	<b>005</b>	Number of children presented	<b>008</b>
Eligible but not homeless	<b>007</b>	Referrals from Wolverhampton	<b>015</b>
Eligible Homeless but not in priority-need	<b>002</b>		
Eligible Homeless, Priority-need Intentional	<b>001</b>		
Ineligible	<b>001</b>		
No decision	<b>005</b>		

#### 55-64 (total 02)

Eligible but not homeless	<b>001</b>	Number of children presented	<b>000</b>
Eligible Homeless but not in priority-need	<b>001</b>	Referrals from Wolverhampton	<b>000</b>

#### 65-74 (total 04)

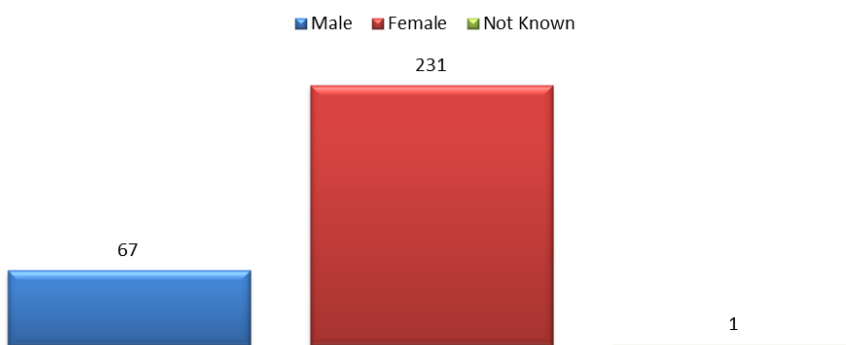
Full Re-housing Duty Accepted	<b>002</b>	Number of children presented	<b>000</b>
Eligible but not homeless	<b>001</b>	Referrals from Wolverhampton	<b>004</b>
No decision	<b>001</b>		

#### 75-84 (total 01)

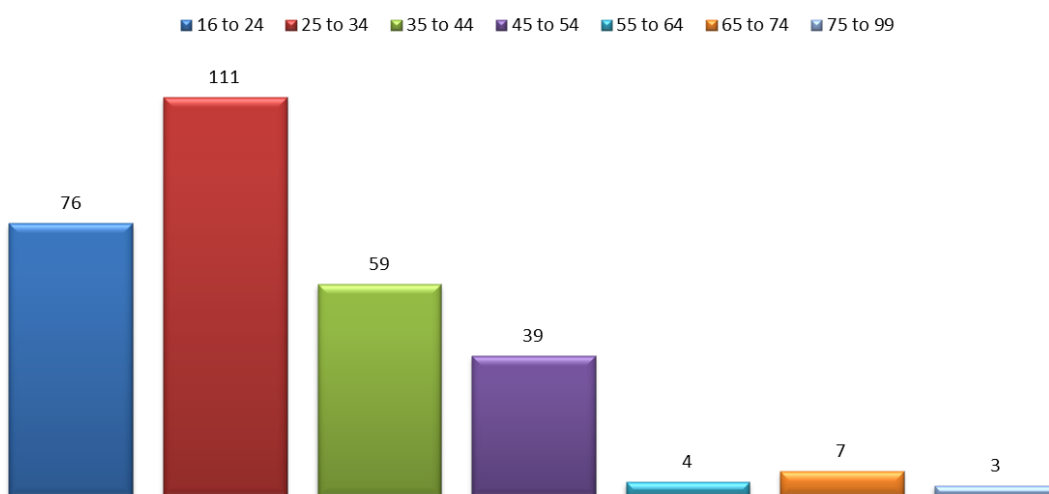
Eligible Homeless, Priority-need Intentional	<b>001</b>	Number of children presented	<b>000</b>
		Referrals from Wolverhampton	<b>001</b>

# Profile of all cases declared homeless, in priority need and unintentionally homeless and therefore given statutory duty to be re-housed 2014/15 (Total 299)

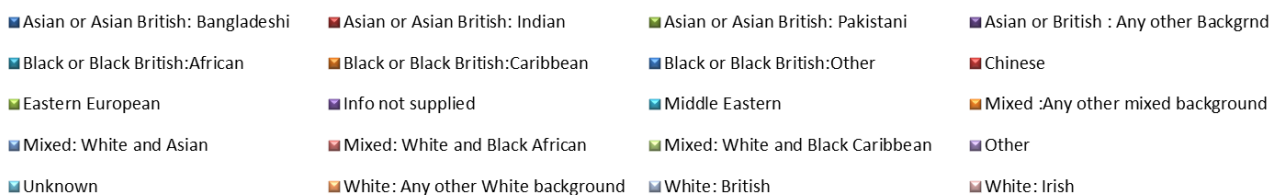
## All Priority Need Applications By Gender 2014-2015



## All Priority Applications By Age Range 2014-2015



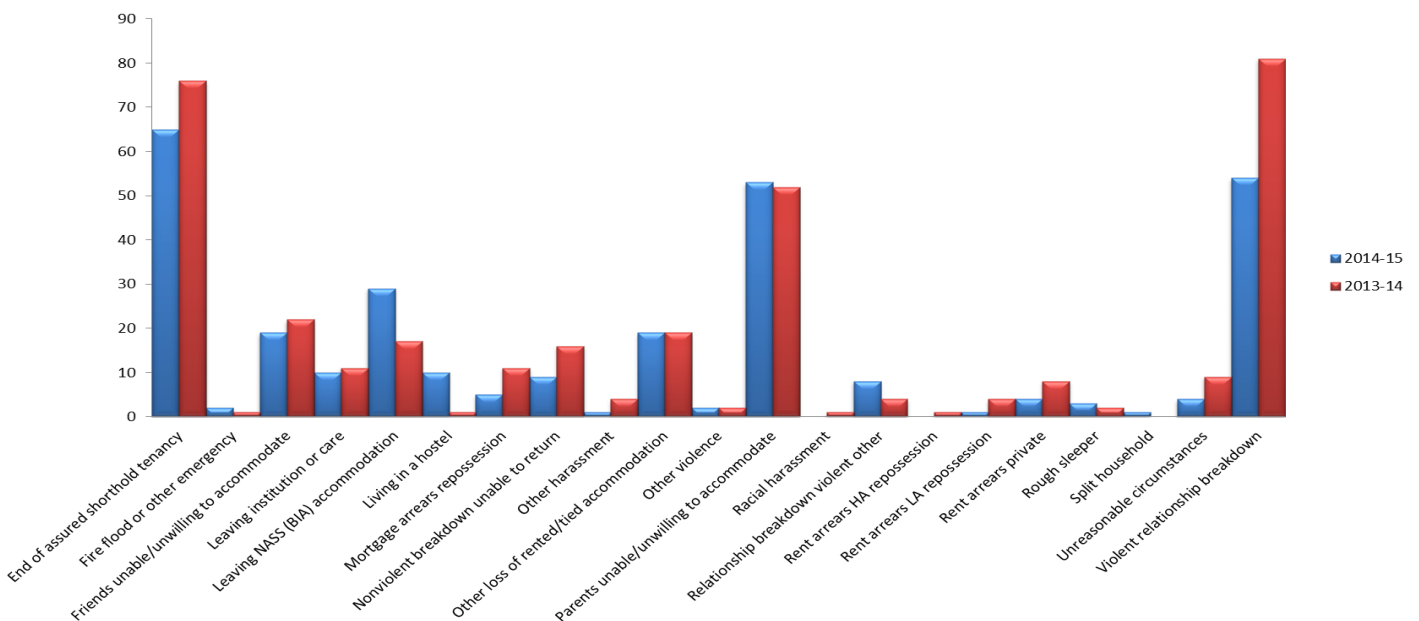
## All Priority Need Applications By Ethnicity 2014-15



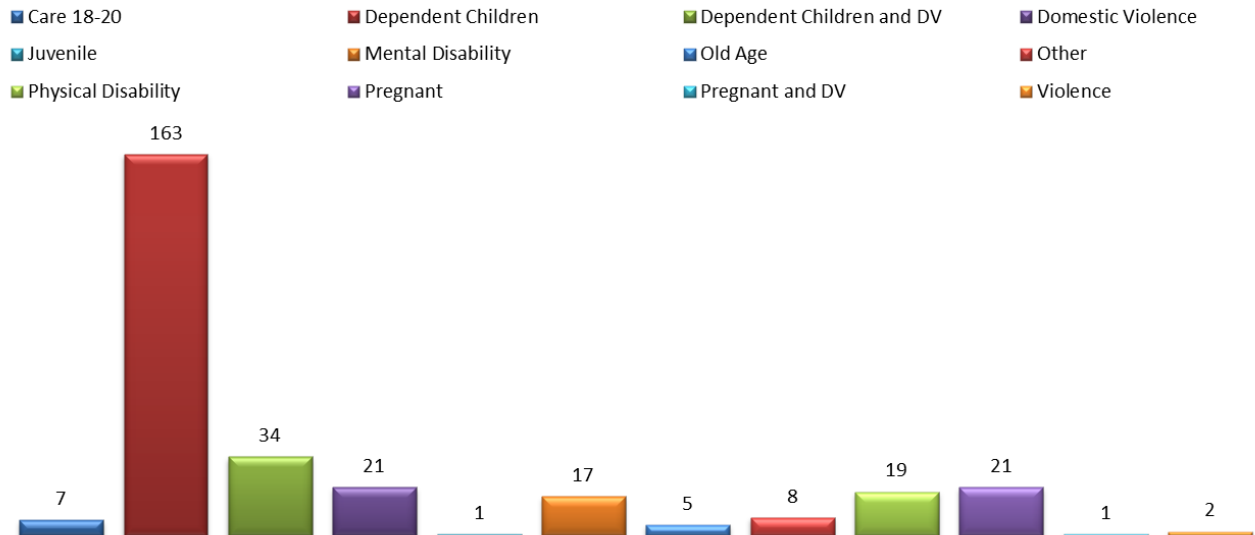
Asian or Asian British: Bangladeshi	1	Middle Eastern	7
Asian or Asian British: Indian	21	Mixed: Any Other Mixed Background	1
Asian or Asian British: Pakistani	5	Mixed: White and Asian	3
Asian or Asian British: Any Other Background	3	Mixed: White and Black African	1
Black or Black British: African	29	Mixed: White and Black Caribbean	11
Black or Black British: Caribbean	19	Other	1
Black or Black British: Other	10	Unknown	13
Chinese	5	White: Any Other White Background	5
Eastern European	4	White: British	156
Declined to Supply Information	2	White: Irish	2

Reason for Homelessness	2014-15	2013-14	%
End of assured short-hold tenancy	65	76	-16.92%
Fire flood or other emergency	2	1	100%
Friends unable/unwilling to accommodate	19	22	-15.78%
Leaving institution or care	10	11	-10.00%
Leaving NASS (BIA) accommodation	29	17	70.58%
Living in a hostel	10	1	900%
Mortgage arrears repossession	5	11	-120.00%
Nonviolent breakdown unable to return	9	16	-77.77%
Other harassment	1	4	-300.00%
Other loss of rented/tied accommodation	19	19	0%
Other violence	2	2	-0%
Parents unable/unwilling to accommodate	53	52	1.92%
Racial violence	0	1	-100.00%
Relationship breakdown violent other	8	4	100.00%
Rent arrears HA repossession	0	1	-100%
Rent arrears LA repossession	1	4	-300%
Rent arrears private	4	8	-100.00%
Rough sleeper	3	2	50.00%
Split Households	1		100.00
Unreasonable circumstances	4	9	-125.00%
Violent relationship breakdown	54	81	-50.00%
Sum:	<b>299</b>	<b>342</b>	<b>-14.38</b>

### Reason For Homelessness Comparison

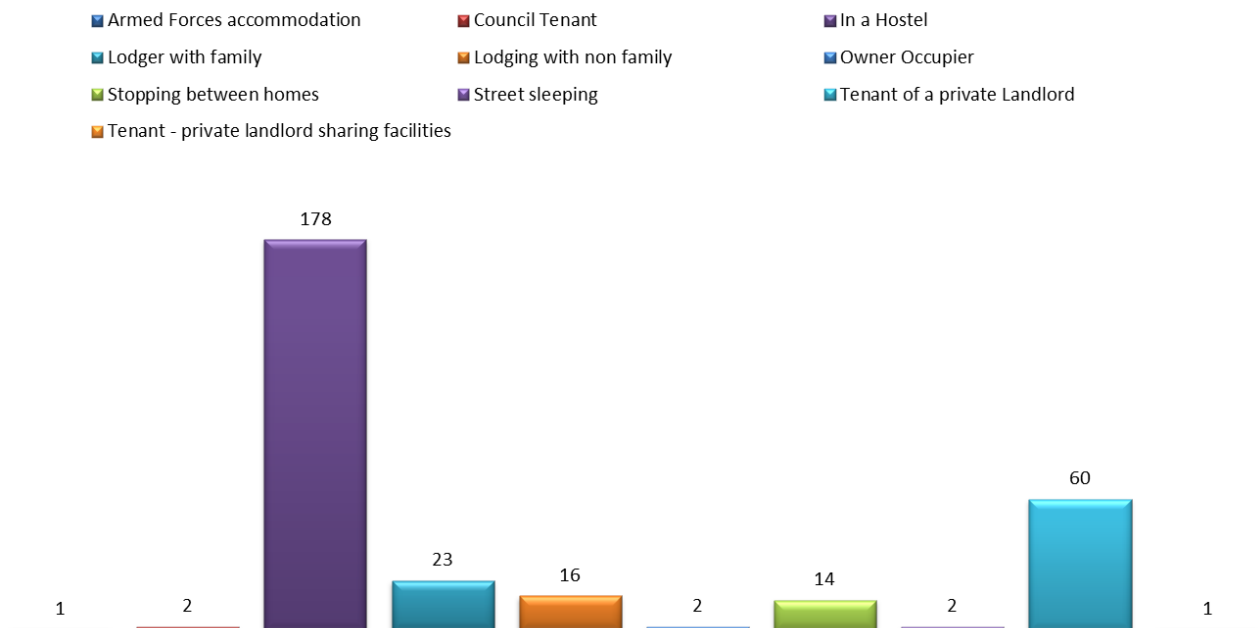


## Priority Need Reasons 2014-15



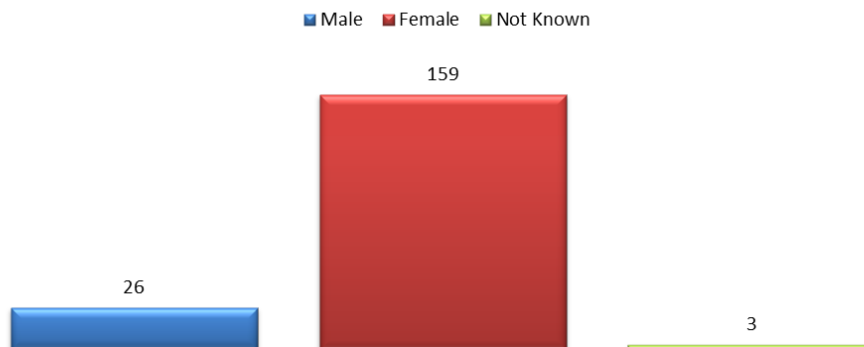
Priority Need Reasons	Tot	%	Priority Need Reasons	Tot	%
Care 18/20	7	02.34%	Old Age	5	01.67%
Dependent Children	163	54.51%	Other	8	02.67%
Dependent Children & DV	34	11.37%	Physical disability	19	06.35%
Domestic violence	21	07.02%	Pregnant	21	07.02%
Juvenile	1	00.33%	Pregnant & DV	1	00.33%
Mental Disability	17	05.68%	Violence	2	00.66%

## All Priority Need Applications By Current Tenure 2014-15



# 16-24 Priority Need Applications 2014-15 Total (76)

## All 16-24 Priority Applications By Gender 2014-2015



Of which there was one male aged 17, whose ethnicity was Asian or Asian British: Pakistani

## All 16 to 24 Priority Applications By Ethnicity 2014-2015



### Priority Need Reason

Care 18/20	07
Dependent Children	35
Domestic Violence	05
Domestic Violence & Children	07
Domestic Violence & Pregnancy	01
Juvenile	01
Mental Disability	02
Other	01
Physical Disability	03
Pregnancy	12
Violence	02

### Reason for Homelessness

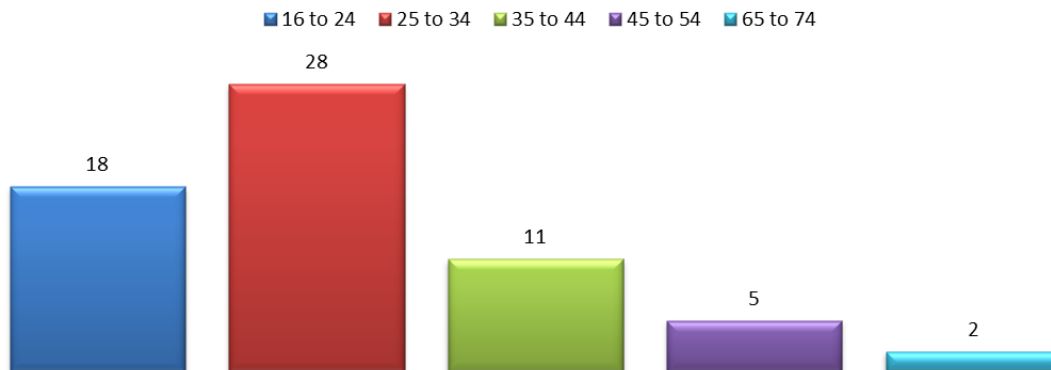
End of Assured Short-hold Tenancy	11
Fire, Flood or Emergency	01
Friends unable/unwilling to Accommodate	10
Leaving NASS BIA Accommodation	01
Living in a hostel	06
Other harassment	01
Other loss of rented or tied accommodation	01
Parents unable/unwilling to Accommodate	25
Relationship breakdown violent other	05
Rent arrears private	01
Unreasonable Circumstances	01
Violent relationship breakdown	13

# All Violence cases Homeless, in priority need and unintentionally homeless and therefore given statutory duty to be re-housed (Total 64)

Violent relationship breakdown applications	0054
Relationship breakdown violent other	0008
Other Violence	0002
<b>Total</b>	<b>0064</b>

Of the 64 cases accepted for full re-housing duty, a total of 63 children were present.

## All Violence Applications in Priority Need by Age Range 2014-15



## Full Duty Accepted Violence Cases by Ethnic Origin Breakdown and Age Breakdown

### 16-24 (total 18)

Asian – Asian British: Pakistani	01
Black – Black British: African	01
Black – Black British: Other	01
Mixed – White & Black Caribbean	02
Unknown	01
White-British	12

### 35-44 (total 11)

Asian – Asian British: Indian	03
Black – Black British: Caribbean	01
White-British	06
Chinese	01

### 45-54 (total 05)

Black – Black British: Caribbean	01
Mixed – White & Asian	01
White-British	02
White-Irish	01

### 25-34 (total 28)

Asian – Asian British: Indian	05
Asian – Asian British: Pakistani	01
Black – Black British: African	02
Black – Black British: Caribbean	01
Black – Black British: Other	02
Eastern European	01
Mixed – White & Black Caribbean	01
Not Known	01
White – Any other Background	01
White-British	13

### 65-74 (total 02)

White-British	02
---------------	----

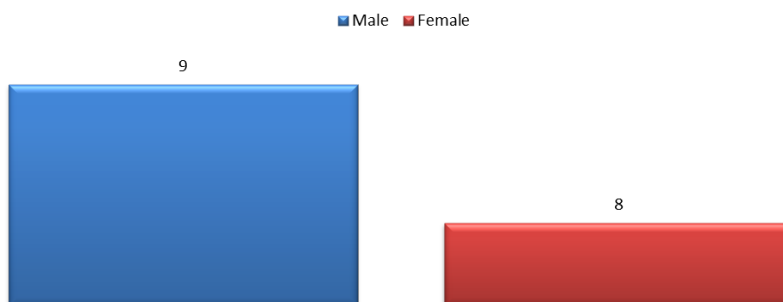
## Priority Need of Violence cases Accepted for Full Duty (total 64)

Care 18-20	002
Dependent Children	010
Dependent Children & Domestic Violence	026
Domestic Violence	021
Other	001
Physical Disability	001
Pregnancy	001
Pregnant & Domestic Violence	001
Violence	001

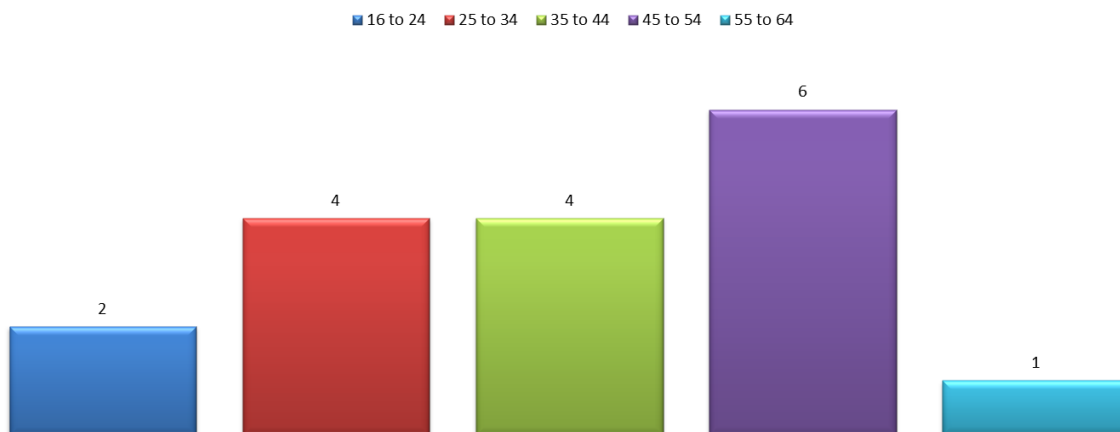


All Mental Health / Learning Difficulty cases Homeless, in priority need and unintentionally homeless and therefore given statutory duty to be re-housed (Total 17)


**All Mental Health Disability Applications In Priority Need By Gender 2014-2015**



**All Mental Health Disability Applications In Priority Need By Age Range 2014-2015**

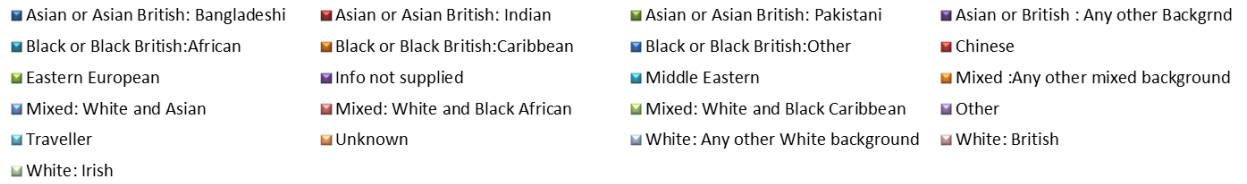


**All Mental Health Disability Applications In Priority Need By Ethnicity 2014-2015**



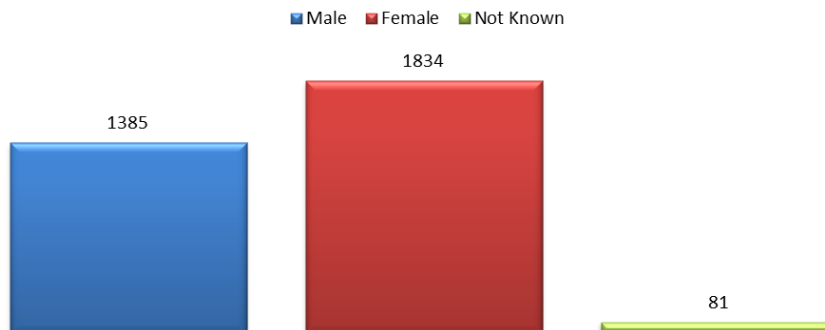
# Referral Information 14-15

## All Referrals By Ethnicity Breakdown 2014-15

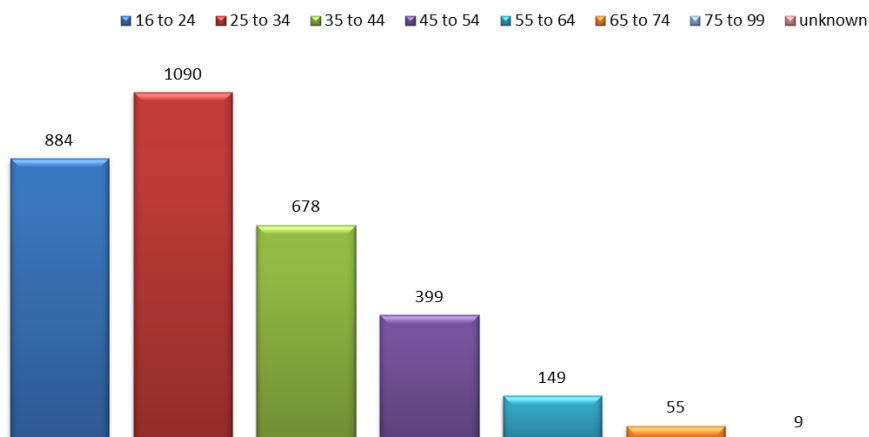


Asian or Asian British: Bangladeshi	5	Middle Eastern	29
Asian or Asian British: Indian	156	Mixed: Any Other Mixed Background	6
Asian or Asian British: Pakistani	52	Mixed: White and Asian	19
Asian or Asian British: Any Other Background	27	Mixed: White and Black African	12
Black or Black British: African	142	Mixed: White and Black Caribbean	154
Black or Black British: Caribbean	184	Other	10
Black or Black British: Other	52	Gypsy / Romany / Traveller	10
Chinese	10	Unknown	649
Eastern European	28	White: Any Other White Background	90
Declined to Supply Information	29	White: British	1614
		White: Irish	22

## All Referrals By Gender Breakdown 2014-2015



## All Referrals By Age Breakdown 2014-2015



Gender Code	Advice age range	Number of Cases
Female	16 to 24	559
	25 to 34	636
	35 to 44	366
	45 to 54	172
	55 to 64	70
	65 to 74	16
	75 to 99	3
	Unknown	12
Female	Total:	1834

Gender Code	Advice age range	Number of Cases
Male	16 to 24	301
	25 to 34	434
	35 to 44	302
	45 to 54	219
	55 to 64	78
	65 to 74	38
	75 to 99	6
	Unknown	7
Male	Total:	1385

Gender Code	Advice age range	Number of Cases
N/K	16 to 24	24
	25 to 34	20
	35 to 44	10
	45 to 54	8
	55 to 64	1
	65 to 74	1
	Unknown	17
	Total:	81

Advice Reason Description	Number of Cases
Arrears Issues	15
Homeless tonight/threatened with homeless	3121
Housing Options for immigrants	3
Police support to move	2
Private tenancy landlord issues	60
Property not suitable (medical/social)	5
Property too small/large	9
Wish to move into w-ton (from out of area)	12
Wish to move out of area	2
Wish to move (within Wolverhampton area)	71
Total:	3300

Outcome Description	Number of Cases
Accommodation /assistance no longer required by client	328
Advice given	73
Advice given and referred on	17
Client found own accommodation	55
Full homeless duty accepted	42
Homelessness not relieved after S184 (intentional /not priority)	55
Homelessness prevented by remaining in existing home for more than 6 months	186
Homelessness relieved after S184 (intentional/not priority)	8
Information documents provided	1
Lost contact with client	1101
Negotiation or legal advocacy to ensure remain in private rented	3
Other assistance to remain in private/social rent	11
Other prevention (see notes)	19
Prevention through alternative accommodation	83
Provision of crisis intervention support	2
Resolving rent/service charge arrears	1
Sanctuary scheme for domestic abuse	1
Secure alternative accommodation - hostel or himo	17
Secured alternative accommodation - friends and family	6
Secured alternative accommodation - other	8
Secured alternative accommodation - private rented no incentive	6
Secured alternative accommodation - private rented with incentive	42
Secured alternative accommodation - supported	1
Social housing - part 6 la offer or RSL nomination	4
Verbal advice/information given	32
	1198
Total:	3300

Post Code Area	Total
WV1	315
WV2	216
WV3	285
WV4	190
WV5	4
WV6	280
WV8	60
WV9	29
WV10	610
WV11	259
WV12	6
WV13	53
WV14	331
WS (Walsall)	28
DY (Dudley)	17
B (Birmingham)	23
Other regions	395
N/K	199
Total	3300