

# Findings from the Health Related Behaviour Survey 2024 Relationships & Sexual Health

Supporting the health of  
young people in Wolverhampton



# Supporting the health of young people in Wolverhampton

## Findings from the Health Related Behaviour Survey 2024 – Relationships and Sexual Health

The Health Related Behaviour Survey (HRBS) has been running in Wolverhampton since 2006. The survey is carried out as a way of consulting with pupils and collecting robust information about young people's health and wellbeing. The HRBS is commissioned by the Starting, Developing and Living Well team within the City of Wolverhampton Council Public Health Department and carried out by the Schools Health Education Unit (SHEU) which has conducted the survey on behalf of the Council since its inception in 2006.

The survey is conducted with pupils in primary and secondary phase settings across Wolverhampton, who are asked to complete an anonymous on-line version of the survey appropriate for their age group. Schools are supported to collect the most reliable data with pupils in Years 2 (Key Stage 1 survey), 4 & 6 (Key Stage 2 survey), and 8 & 10 (Secondary Key Stage 3-4 survey) with other year groups taking part where appropriate. In 2024 survey schools could also opt for a Year 7 version and a Year 12 version of the secondary survey.

HRBS 2024 was completed by a total of 12611 pupils in 34 primary (KS1) settings, 48 primary (KS2) settings, 15 secondary (KS3-4) settings, 4 schools completed the Year 12 survey and 5 special schools also took part.

### Navigating the report

This report is one of five that reflect local priorities. Each report is divided into the following sections:

#### Headline comparisons

Each report contains headline bullet points, comparing the 2024 data and the same questions for 2022 and earlier in many cases.

Key:  Positive finding  
 Negative finding  
 Neutral finding (where it is subjective as to whether the finding is positive or negative or is little different)

#### Trends

The survey questions have changed somewhat compared with previous years but where possible, trend charts have been included to provide useful insight for key priority areas.

#### Phase differences

A selection of questions used across the surveys has been presented to look for age-related differences in responses.

#### Mapping

The primary school data available has been divided into ward areas by postcode of the pupil.

The maps are colour coded:

Green = positive findings

Blue = neutral findings (where it is subjective as to whether the finding is positive or negative)

Red = negative findings

The darker the colour, the higher/lower the percentage proportions (see key on each map). Sadly there isn't enough secondary school post code data available for mapping purposes.

#### Inequalities ≠

A selection of questions for each of the primary and secondary questionnaires has been presented to look for different responses across potential vulnerable groups.

#### Links between behaviours

Cross tabulations have been investigated for some of the key questions in the survey to look for links between behaviours. Each statement is a statistically significant finding; to save space, only two from the secondary survey have been selected but full lists are available.

**THEMED REPORTS  
NUMBER 2 OF 5:**

**HEALTHY  
LIFESTYLES**

**RELATIONSHIPS AND  
SEXUAL HEALTH**

**SMOKING,  
SUBSTANCES AND  
GAMBLING**

**EMOTIONAL HEALTH  
AND WELLBEING**

**SAFETY (INCLUDING  
BULLYING)**



## Headlines

There appears to be mixed news in the findings for questions in the primary survey for 2024. More Key Stage 2 primary pupils in 2024 report receiving useful information about growing up from school lessons. This is an increasing trend. Key Stage 3-4 secondary pupils are less likely to know where to get condoms free of charge in 2024 compared with previous years but they are more likely to know when their school nurse is available. There is a downward trend for Year 10 pupils knowing about STIs and certain preventative forms of contraception. In 2022 a question on sexual harassment was added. Groups most likely to report being sexually harassed were female, white, mixed heritage, lesbian, gay, bisexual or transgender pupils.

## Key Stage 1 pupils

- 69% of Key Stage 1 pupils said that they have lots of friends to play with. This is slightly lower than the 71% seen in 2022 and the 72% seen in 2018.
- 35% of Key Stage 1 pupils said they worry 'a lot' about friendships compared with 38% in 2022 and 35% in 2018. 35% of Key Stage 1 pupils said they have been left out by friends in the week before the survey compared with 31% in 2022 and 33% in 2018.
- 51% of Key Stage 1 pupils said that they spend time at playtimes as a playground buddy. This compared with 58% seen in 2022 and the 55% seen in 2018.
- 73% of Key Stage 1 pupils said that they know an adult they can talk to if they are worried. This compared with 78% saying this in 2022.



## Key Stage 2 pupils

- 29% of Year 5 and Year 6 pupils in 2024 said that know how to contact the school nurse. This is higher than the 28% in 2022 and the 25% reported in 2018.
- 57% of pupils in 2024 said they have found the information and advice they have been given in school about relationships, growing up and body changes 'quite useful' or 'very useful'. This is similar to the 58% seen in 2022 but higher than the 53% reported in 2018.
- 48% of pupils in 2024 said that know enough about body changes and growing up. This is higher than the 44% in 2022.
- 76% of Year 5 and Year 6 pupils said that they have got helpful information about growing up and body changes from their parents. This is similar to the 75% seen in 2022 but lower than the 79% seen in 2018. 32% of Year 6 pupils in 2024 said this of their School Nurse compared with 39% in 2022 and 57% in 2018. 18% of Year 6 pupils in 2024 said this of the Internet compared with 29% in 2022 and 24% in 2018.
- 29% of Key Stage 2 said that they worry at least 'quite a lot' about falling out with friends. This is lower than the 34% seen in 2022 but higher than the 27% of pupils saying this in 2018.
- 23% of girls in Year 5 and 6 said that they have started their periods. This compared with 28% in 2022. 10% reported this in 2018. 77% of Year 5 and 6 pupils said they know what a period is compared with 78% in 2022 and 71% saying this in 2018.
- 62% of pupils said that they feel happy about growing up and body changes. This compared with the 66% reported by pupils in 2022.

## Secondary pupils

- 12% of Key Stage 3-4 secondary pupils in 2024 said they have been to see their school nurse for advice and support. This is higher than the 10% seen in 2022.
- Key Stage 3-4 secondary pupils in 2024 were less likely to say that they know about chlamydia compared with 2022 and 2018. 40% said this in 2024 compared with 51% in 2018.
- 29% of Key Stage 3-4 secondary pupils in 2024 and 2022 said that they would like to be able to get contraception from the School Nurse. These are lower than the 37% who said this in 2018 and 42% who said this in 2016. The top places Key Stage 3-4 secondary pupils said they

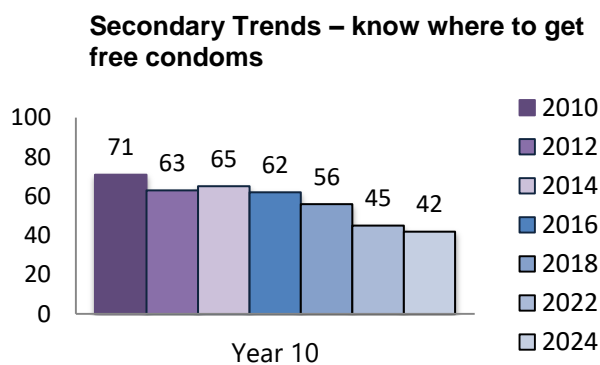
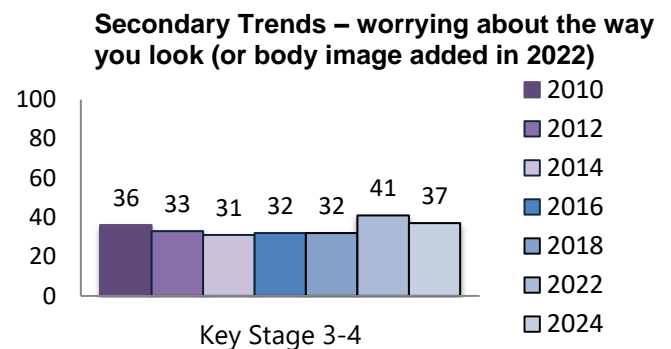
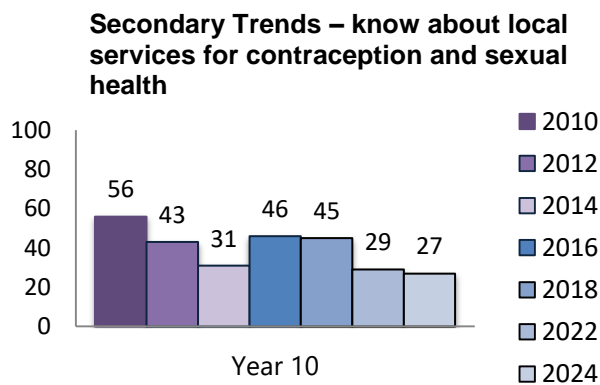
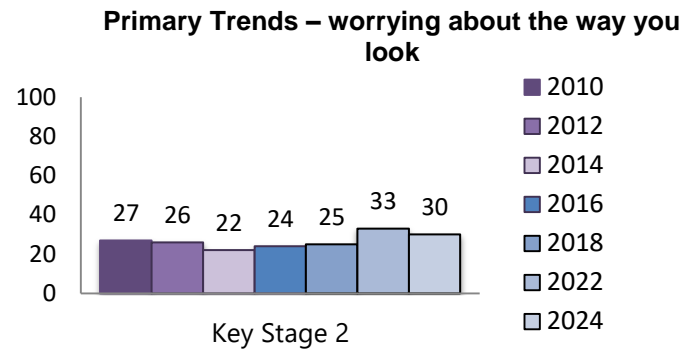
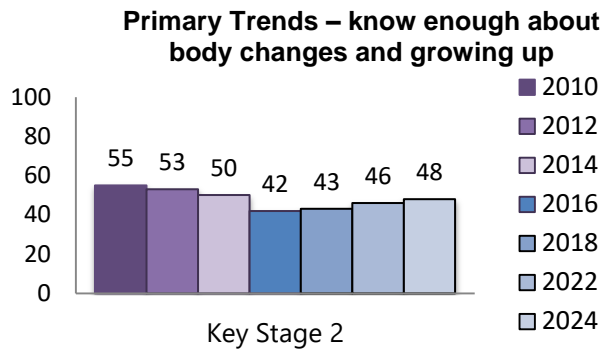
would like to be able to get contraception included the GP/doctor (65%) pharmacy (48%) and 'Sexual Health Services e.g. Embrace' (29%).

- 45% of Key Stage 3-4 secondary pupils in 2024 said that they know when their School Nurse is available. This is higher than the 34% in 2022 and the 27% who said this in 2018.
- 29% of Key Stage 3-4 secondary pupils in 2024 said they know where they can get condoms free of charge. This is similar to the 28% seen in 2022 but lower than the 39% seen in 2018 and the 42% of pupils who said this in 2016.
- 41% of Key Stage 3-4 secondary pupils in 2024 said they know about the contraceptive injection. This is similar to the 42% seen in 2022 but lower than the 47% seen in 2018 and the 53% of pupils who said this in 2016.
- 29% of Key Stage 3-4 secondary pupils in 2024 said they have experienced at least one of the controlling behaviours listed by a current or previous boyfriend/girlfriend. This is higher than the 27% reported in 2022 and 2018. The most commonly reported behaviour reported by Key Stage 3-4 pupils were being 'angry or jealous when I wanted to spend time with friends' (19%), 'used hurtful or threatening language to me' (14%) and 'kept checking my phone' (14%).
- 41% of Key Stage 3-4 pupils in 2024 said they have received helpful information from parents/carers about sexual health and relationships compared with 45% saying this in 2022.
- 5% of Year 8 and 12% of Year 10 pupils in 2024 said that they know they can get Emergency Hormonal Contraception (EHC) for free. 18% of Year 12+ students said the same.
- 7% of Year 10 pupils in 2024 said that they have had sex. 14% of Year 12+ students said the same.
- 11% of Year 10 pupils in 2024 said that in school they have experienced sexualised comments/banter offline, (9% said this happened outside school). The outside school figure is lower than the 11% and 18% reported in 2022.
- 6% of Year 10 pupils in 2024 said that in school they have experienced someone showing them sexual images they didn't want to see, 10% said this happened outside school.



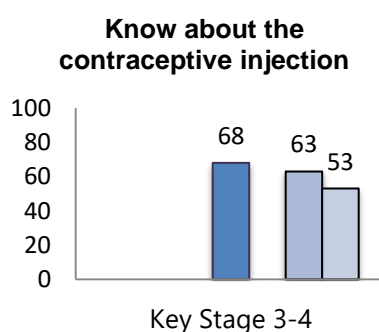
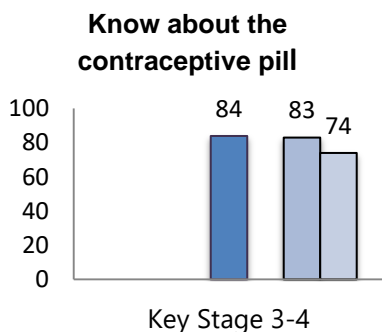
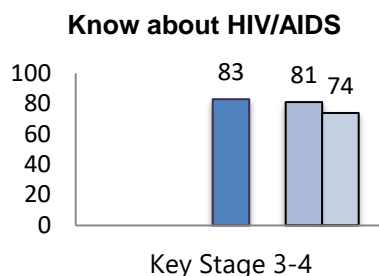
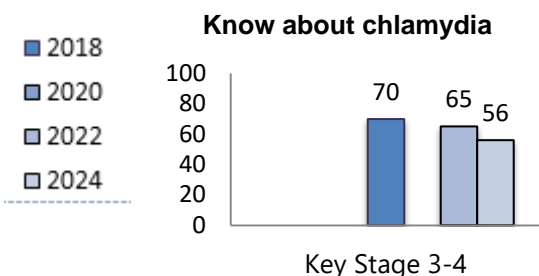
## Trends

- There is a clear downward trend for Key Stage 3-4 secondary aged pupils who know where to get condoms free of charge. 71% of Year 10 pupils said this in 2010 and 42% said the same in 2024.



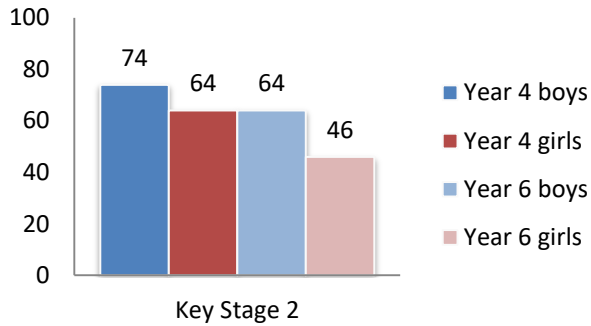
- There has been an increase in pupils knowing when the School Nurse is available (46% 2024; 35% 2023; 27% 2022) and of awareness of the ChatHealth service offered by School Nursing (27% 2024; 20% 2022).

- There seems to have been a downward trend by Y10 in awareness / knowledge around some STIs and preventative forms of contraception e.g.:
  - Y10 know about Chlamydia (56% 2024; 65% 2022; 70% 2018)
  - Y10 know about HiV / AIDS (74% 2024; 81% 2022; 83% 2018)
  - Y10 know about contraceptive pill (74% 2024; 83% 2022; 84% 2018)
  - Y10 know about contraceptive injection (53% 2024; 63% 2022; 68% 2018)

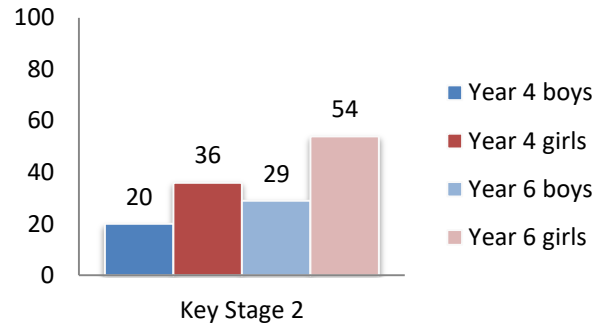


## Phase differences

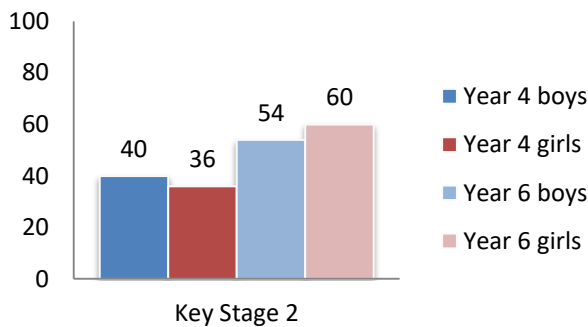
**Primary – feel happy about growing up and body changes**



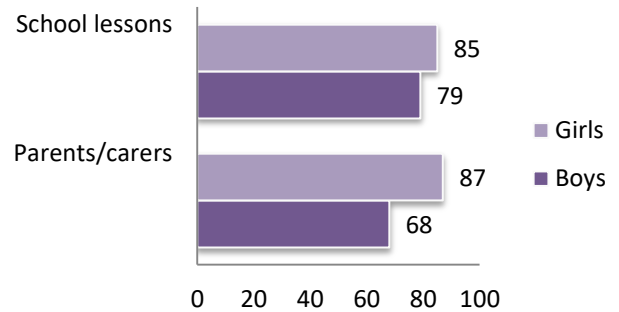
**Primary – feel embarrassed about growing up and body changes**



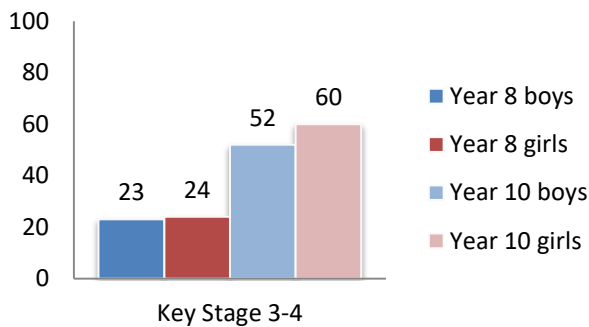
**Primary – know enough about body changes**



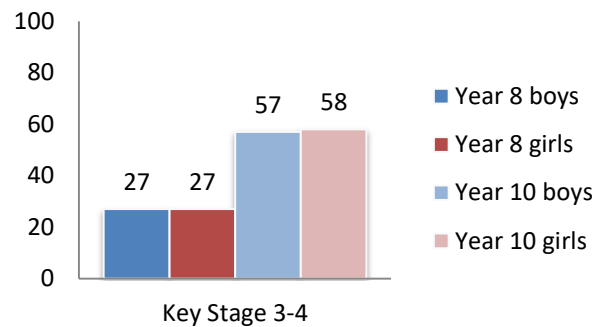
**Primary Year 6 – had helpful information about puberty from**



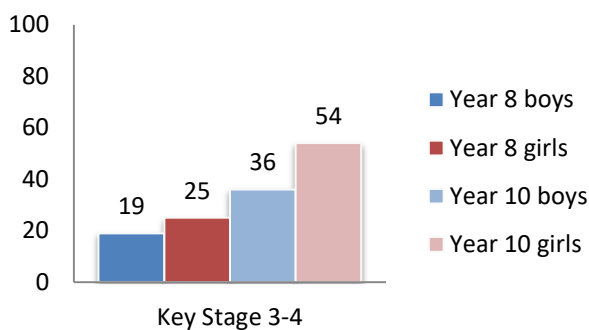
**Secondary – say they know about Chlamydia**



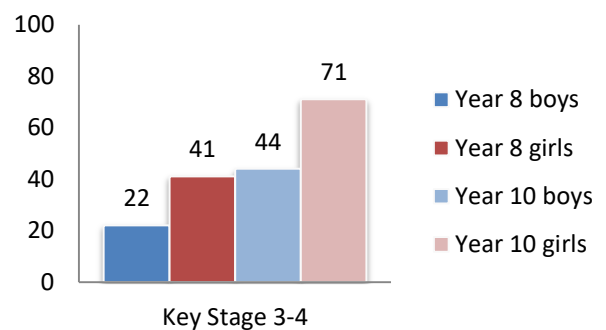
**Secondary – say they know about Gonorrhoea**



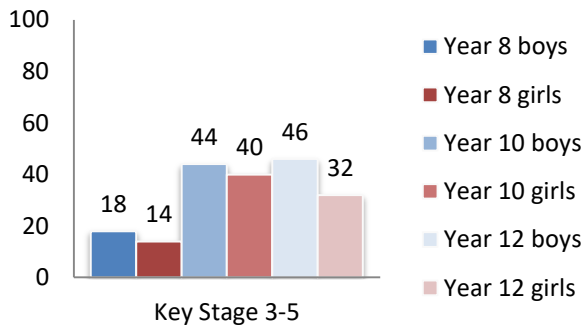
**Secondary – say they know about the contraceptive implant**



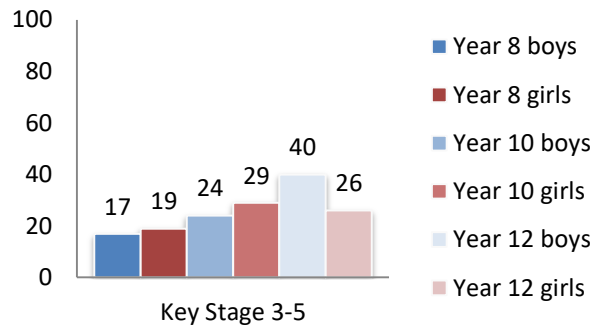
**Secondary – say they know about Emergency Hormonal Contraception**



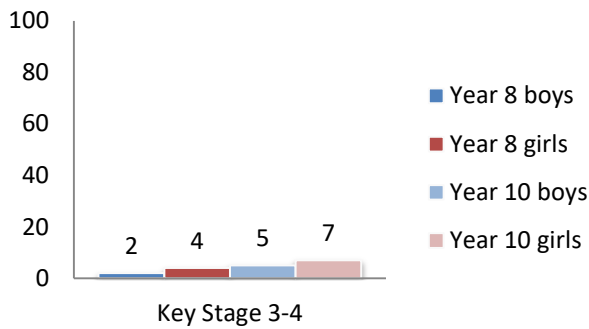
**Secondary – say they know where to get condoms free of charge**



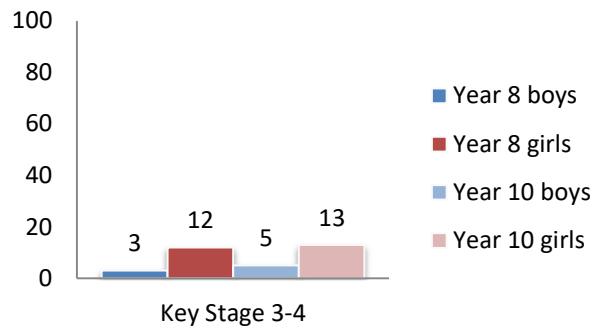
**Secondary and FE – aware of local sexual health services**



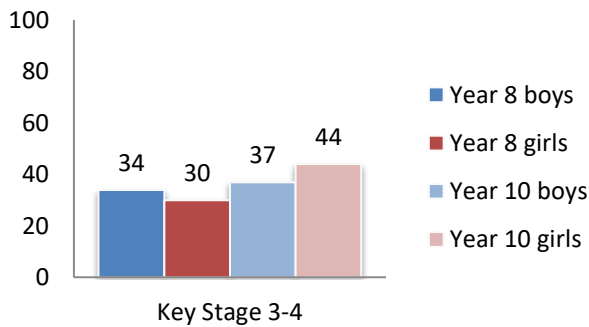
**Secondary – seeing unwanted sexual images (in school)**



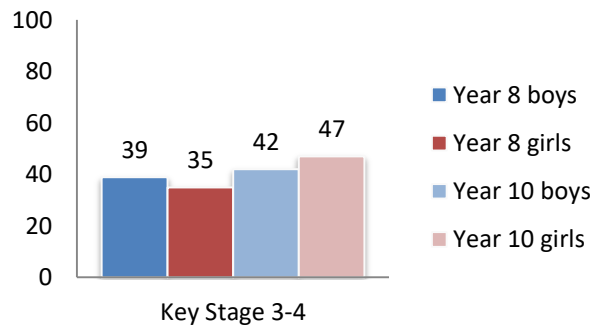
**Secondary – seeing unwanted sexual images (outside school)**



**Secondary – say RSE Lessons were ‘quite’ or ‘very useful’**



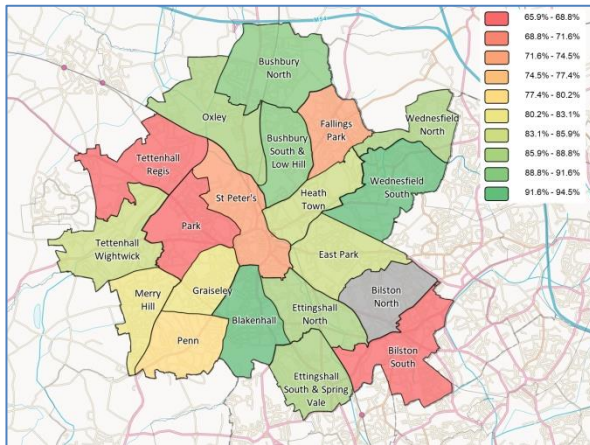
**Secondary – say lessons on consent were ‘quite’ or ‘very useful’**



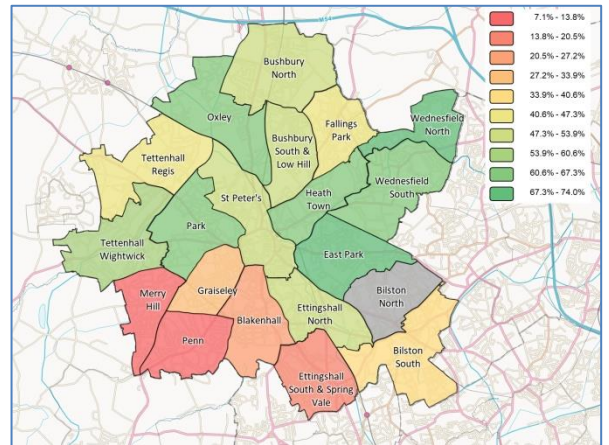


# Mapping - ward level mapping is only available for Key Stage 2

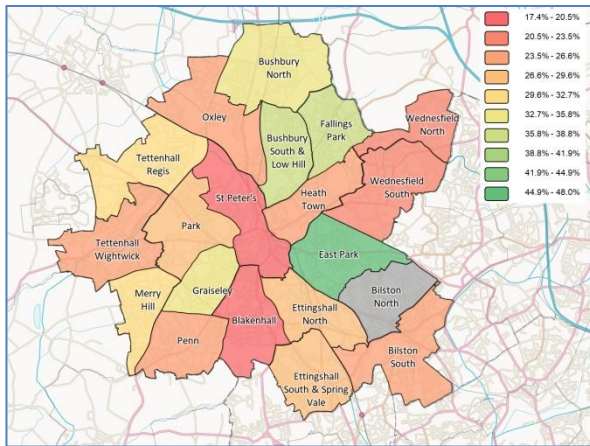
Year 6 pupils – have had helpful information about puberty from teachers



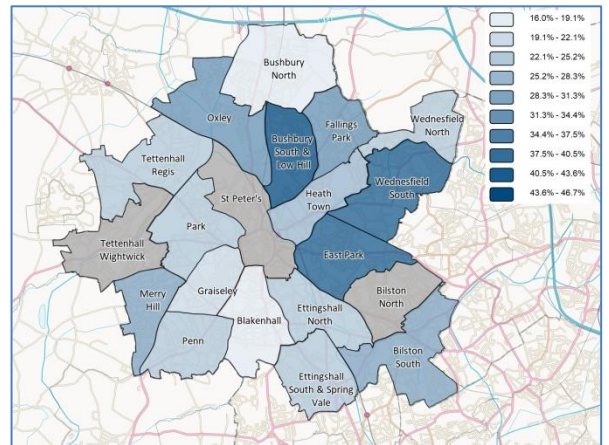
Year 6 pupils – have had helpful information about puberty from visitors in lessons



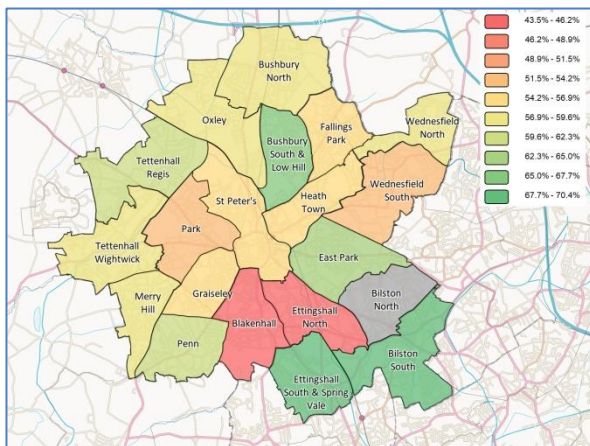
Year 6 pupils – know how to contact the school nurse



Year 6 girls – have started their periods.

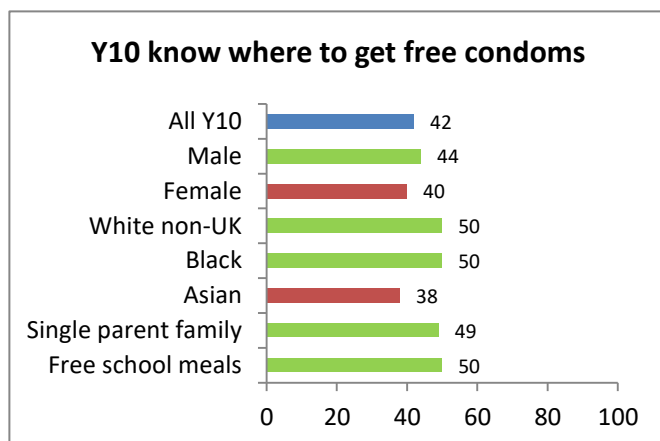
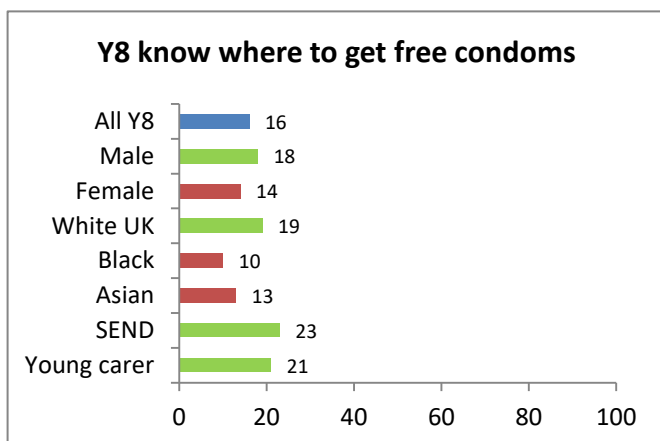
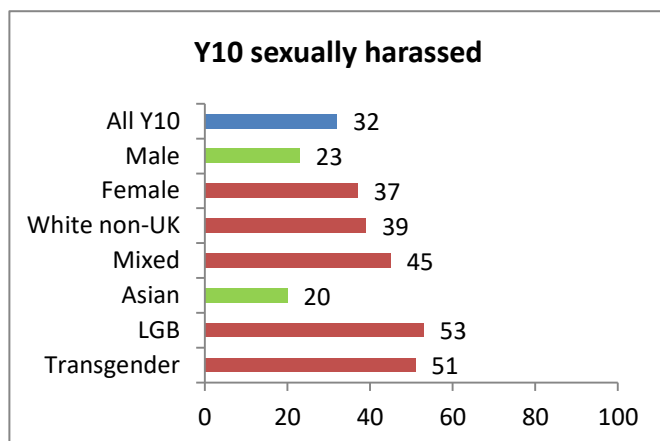
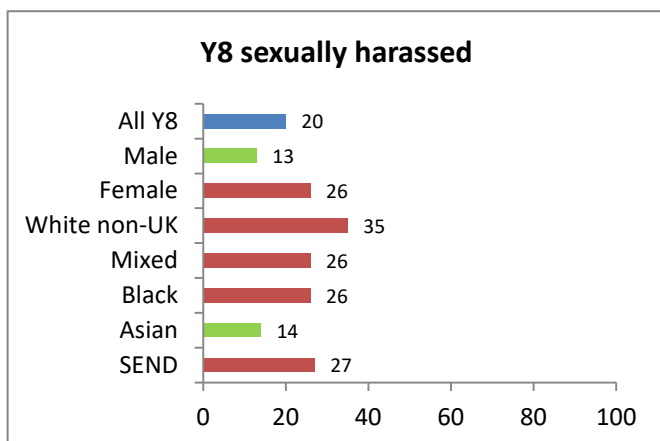
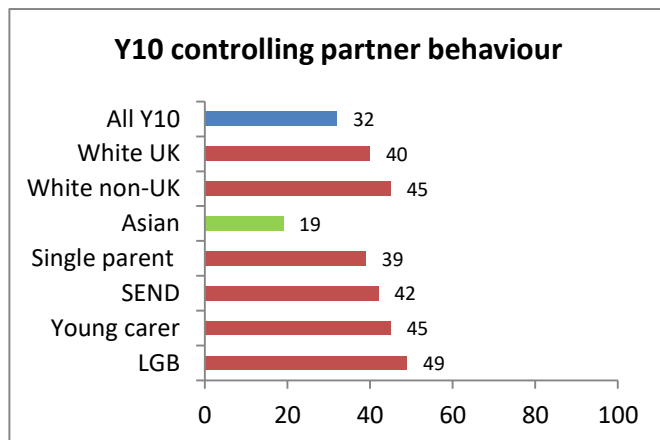
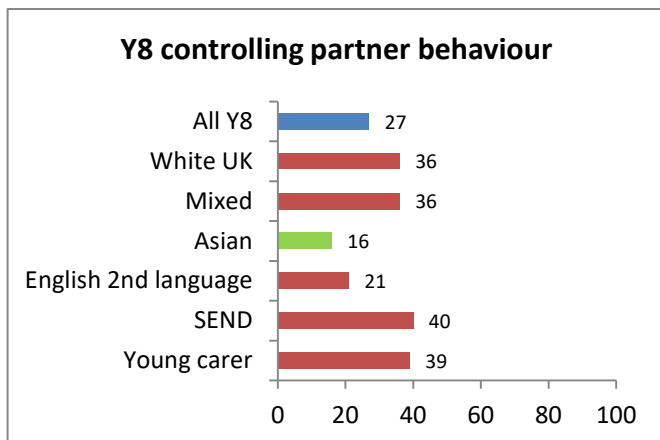


Year 6 pupils – know enough about how their body changes as they get older



## Inequalities ≠

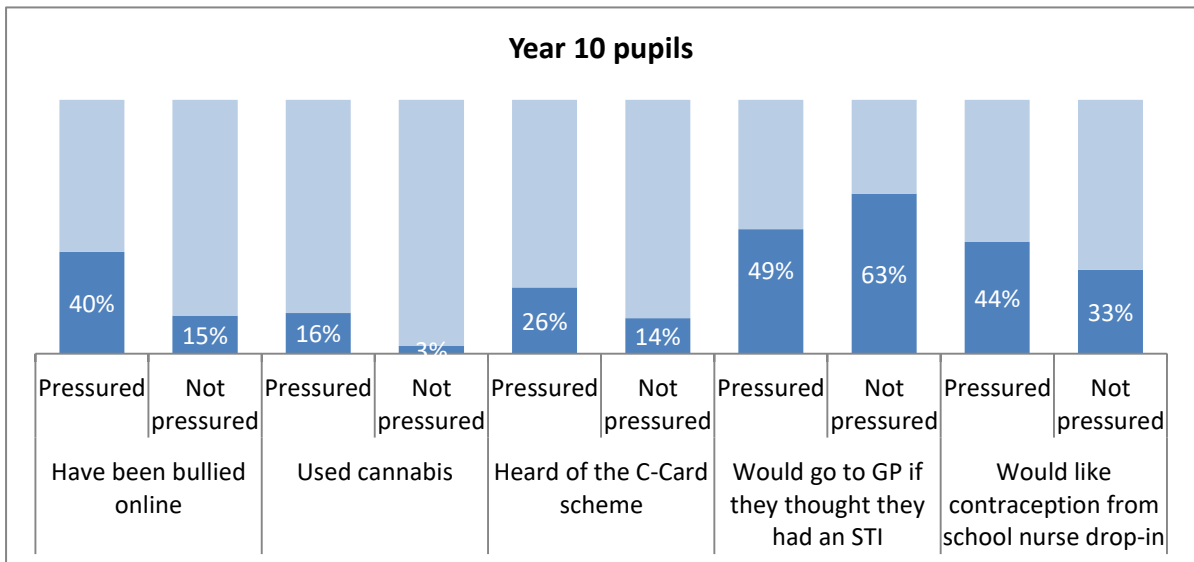
A selection of questions for each of the primary and secondary questionnaires has been presented to look for statistically significant differences across potentially vulnerable groups:



## Links between behaviours

When compared with Year 10 pupils who said they haven't been pressured by a partner, Year 10 pupils who said that **they have been pressured by a partner to do something they didn't want to do** are:  
 Significantly more likely to: Significantly less likely to:

- Have been bullied online
- Go to their GP if they thought they had an STI
- Have used cannabis
- 
- Have heard of the C-Card scheme
- 
- Would like to get contraception from school nurse drop-in sessions
- 

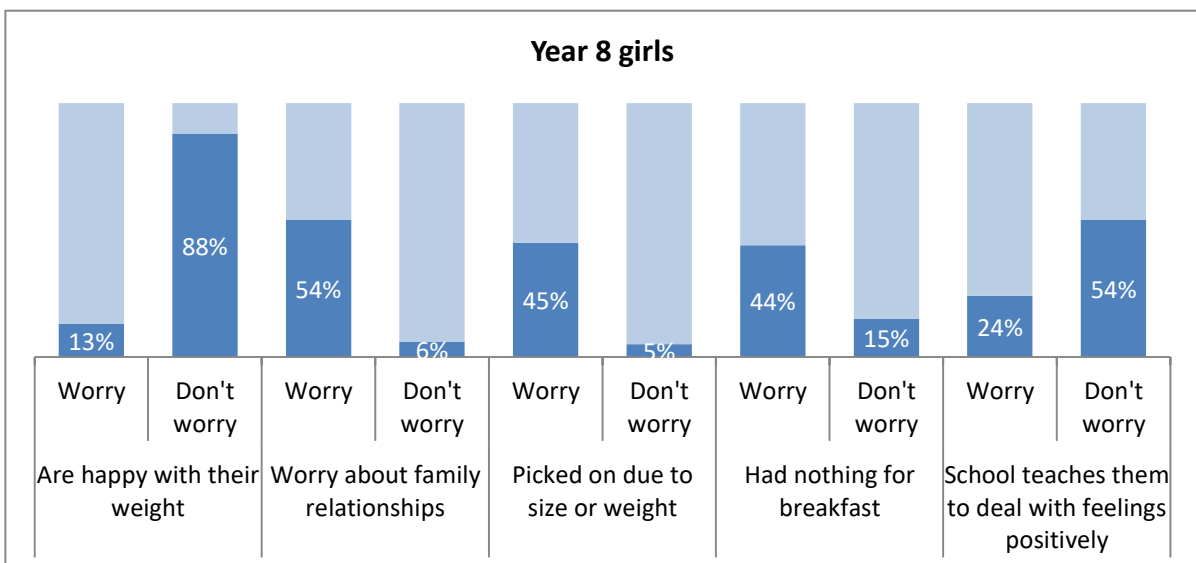


🔗 When compared with Year 8 who don't worry about body image, Year 8 girls who **worry about body image** are:

Significantly more likely to:

Significantly less likely to:

- Worry about family relationships
- Be happy with their weight
- Have been picked on due to their size or weight
- Say school teaches them to deal with their feelings positively
- Have missed breakfast
- 



## Section 6 Inequalities ≠

The table below shows percentages for selected criteria for the whole year group sample and selected sub-samples of young people who may be vulnerable.

The table shows significance testing; the tests were performed using actual numbers of respondents for each criterion, not the overall sample size shown.

No correction has been attempted for multiple comparisons, so we could expect 1 in 20 cells to show an apparently significant difference by chance alone. However, in the full table there are 96 cells, 34 of which show a significant result, 18 at  $p < 0.01$ ; this greatly exceeds expectations.

Significant differences are shown in green if desirable, orange if undesirable

**99** **99**  $p < 0.05$  Green=Higher on a positive criterion or lower on a negative one

**99** **99**  $p < 0.01$  Orange=Lower on a positive criterion or higher on a negative one

Year 8	All	Male	Female	Transgender	White UK	White non-UK	Mixed	Black	Asian	Middle East/West Asian	English is not 1st language	Single-parent family	SEND	Young carer	Currently has FSM	Violence between adults at home last month
Sample	1,668	776	840	66	550	106	182	227	453	60	391	289	122	162	548	108
Clinically significant [emotional] difficulties	16%	6%	23%	33%	18%	26%	18%	11%	12%	12%	14%	21%	28%	24%	17%	32%
Clinically significant [behavioural] difficulties	14%	12%	15%	22%	18%	16%	18%	11%	8%	15%	9%	21%	36%	17%	19%	28%
Know where to get free condoms	16%	18%	14%	14%	19%	21%	20%	10%	13%	16%	13%	17%	23%	21%	14%	16%
Any aggressive/coercive behaviour in a relationship	27%	28%	26%	34%	36%	34%	36%	23%	16%	24%	21%	33%	40%	39%	33%	37%
Happy with life	42%	54%	34%	30%	43%	34%	35%	44%	44%	51%	45%	37%	43%	29%	41%	17%
Any sexual harassment last 6m	20%	13%	26%	27%	18%	35%	26%	26%	14%	24%	18%	23%	27%	24%	21%	43%

<b>Year 10</b>	<b>All</b>	<b>Male</b>	<b>Female</b>	<b>Transgender</b>	<b>LGB</b>	<b>White UK</b>	<b>White non-UK</b>	<b>Mixed</b>	<b>Black</b>	<b>Asian</b>	<b>Middle East/West Asian</b>	<b>English is not 1st language</b>	<b>Single-parent family</b>	<b>SEND</b>	<b>Young carer</b>	<b>Currently has FSM</b>	<b>Violence between adults at home last month</b>
<b>Sample</b>	<b>1,777</b>	<b>747</b>	<b>982</b>	<b>79</b>	<b>154</b>	<b>594</b>	<b>117</b>	<b>186</b>	<b>261</b>	<b>497</b>	<b>52</b>	<b>422</b>	<b>339</b>	<b>145</b>	<b>152</b>	<b>523</b>	<b>135</b>
Clinically significant [emotional] difficulties	<b>16%</b>	<b>7%</b>	<b>22%</b>	<b>28%</b>	<b>44%</b>	<b>18%</b>	<b>24%</b>	18%	16%	<b>12%</b>	15%	15%	18%	<b>32%</b>	<b>31%</b>	17%	<b>40%</b>
Clinically significant [behavioural] difficulties	<b>11%</b>	<b>10%</b>	<b>12%</b>	<b>18%</b>	<b>24%</b>	13%	<b>21%</b>	12%	10%	<b>8%</b>	15%	11%	13%	<b>24%</b>	<b>26%</b>	<b>15%</b>	<b>32%</b>
Know where to get free condoms	<b>42%</b>	<b>44%</b>	<b>40%</b>	<b>51%</b>	38%	40%	<b>50%</b>	43%	<b>50%</b>	<b>38%</b>	49%	43%	<b>49%</b>	42%	<b>49%</b>	<b>50%</b>	45%
Any aggressive/coercive behaviour in a relationship	<b>32%</b>	31%	31%	37%	<b>49%</b>	<b>40%</b>	<b>45%</b>	36%	29%	<b>19%</b>	22%	<b>28%</b>	<b>39%</b>	<b>42%</b>	<b>45%</b>	<b>38%</b>	<b>51%</b>
Happy with life	<b>39%</b>	<b>51%</b>	<b>32%</b>	<b>25%</b>	<b>18%</b>	<b>34%</b>	40%	35%	37%	<b>45%</b>	<b>58%</b>	<b>44%</b>	<b>31%</b>	<b>27%</b>	<b>31%</b>	<b>33%</b>	<b>17%</b>
Any sexual harassment last 6m	<b>32%</b>	<b>23%</b>	<b>37%</b>	<b>51%</b>	<b>53%</b>	<b>35%</b>	<b>39%</b>	<b>45%</b>	<b>38%</b>	<b>20%</b>	30%	<b>27%</b>	<b>41%</b>	<b>41%</b>	<b>44%</b>	35%	<b>58%</b>



# The 2024 Sample

Teachers were briefed on how to collect the most reliable data by Schools Health Education Unit staff. The facility was offered to all schools to complete the survey online, using a customised website. Where technical issues made this impossible, a paper-based alternative was provided. The 2024 HRBS was completed by a total of 12,611 pupils in 34 primary (KS1) settings, 48 primary (KS2) settings, 15 secondary (KS3-4) settings, 4 schools completed the Year 12 survey and 5 special schools also took part.

Each of the schools has its own report comparing their results to the combined sample for schools and pupils in their age phase.

School Year	Year 2	Year 4	Year 5	Year 6	Year 7	Year 8	Year 9	Year 10	Year 11	Year 12	Total
Boys	728	879	225	982	594	776	504	747	64	120	5619
Girls	741	910	216	926	781	840	522	982	160	339	6417
Total	1490	1839	455	1944	1414	1668	1061	1777	235	481	12364*

\* 328 young people didn't select male or female. 247 students took part in a bespoke special school survey so their results are reported elsewhere

For more information contact SHEU on 01392 66 72 72 or visit [www.sheu.org.uk](http://www.sheu.org.uk)

## The Way Forward – over to you

These reports have been produced to disseminate the findings of the survey and promote further action and discussion in schools and other organisations. The results will be discussed by relevant forums and partnerships. We hope you will be able to use these results in your own thinking and discussions with young people.

### Acknowledgements

The work was facilitated by the Starting, Developing and Living Well team within the Public Health department. SHEU are grateful to the children and young people, teachers and schools for their time and contributions to this survey. As a result of their work we have excellent data to be used by all organisations that support the health and wellbeing of young people in Wolverhampton.

The Starting, Developing and Living Well team would like to thank all those colleagues and partners who spent many hours supporting and developing the survey in order to make it as valuable as possible. Finally, we would like to thank all the schools, teachers, and most of all pupils who took the time to ensure that the survey continues to provide excellent data for discussion.

**For further information about the survey please contact:**  
City of Wolverhampton Council Public Health and Wellbeing team  
Email: [Howard.Jobber@wolverhampton.gov.uk](mailto:Howard.Jobber@wolverhampton.gov.uk)  
Tel: 01902 555 928