

Dog Control Public Spaces Protection Order (PSPO) 2023

<https://consultation.wolverhampton.gov.uk/environment/dog-control-public-spaces-protection-order-2023>

This report was created on Tuesday 25 April 2023 at 10:00

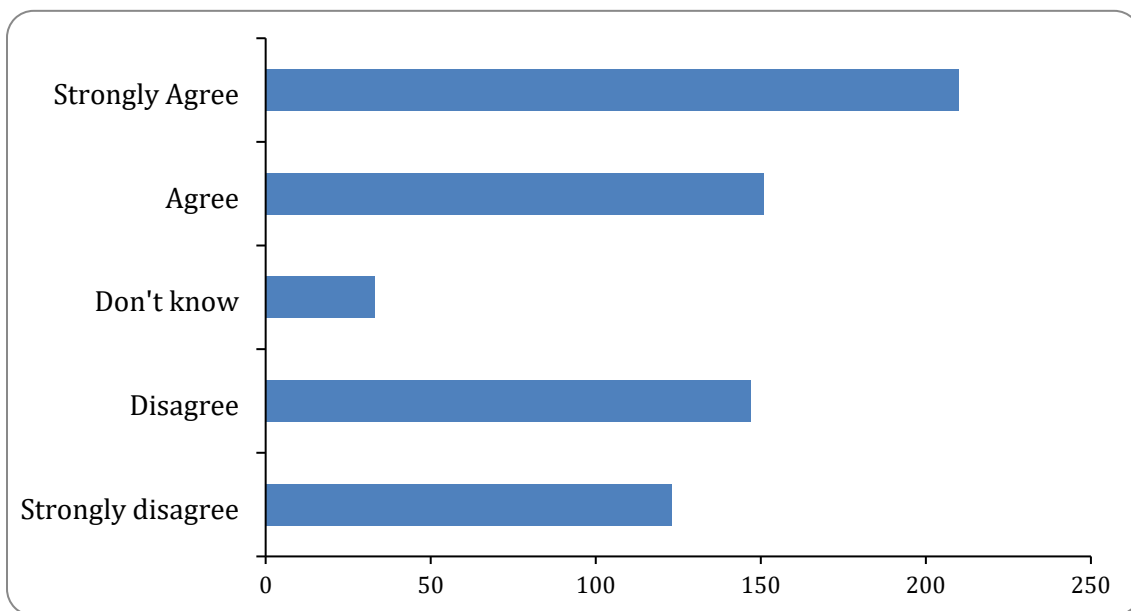
The activity ran from 27/01/2023 to 21/04/2023

Responses to this survey: **664**

1: An offence to allow dogs in water features or facilities in authority controlled and maintained areas such as Parks and Open Spaces, Town Centres, Nature Reserves and Country Parks etc.

multiple choice

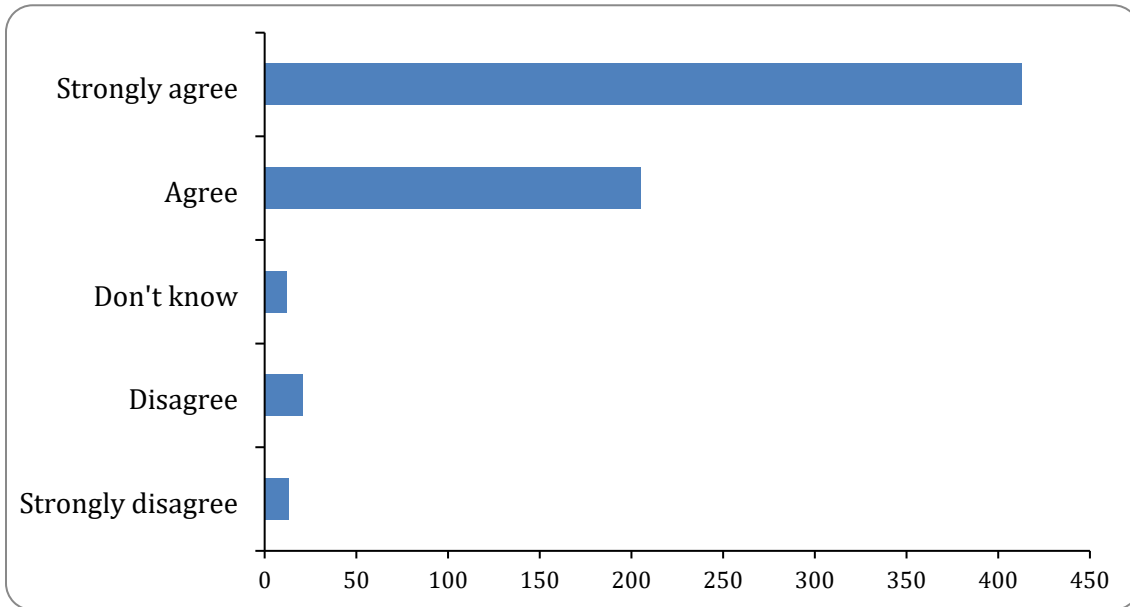
There were 664 responses to this part of the question.



Option	Total	Percent
Strongly Agree	210	31.63%
Agree	151	22.74%
Don't know	33	4.97%
Disagree	147	22.14%
Strongly disagree	123	18.52%
Not Answered	0	0.00%

2: Dogs to be kept on a lead in Council operated cemeteries
multiple choice

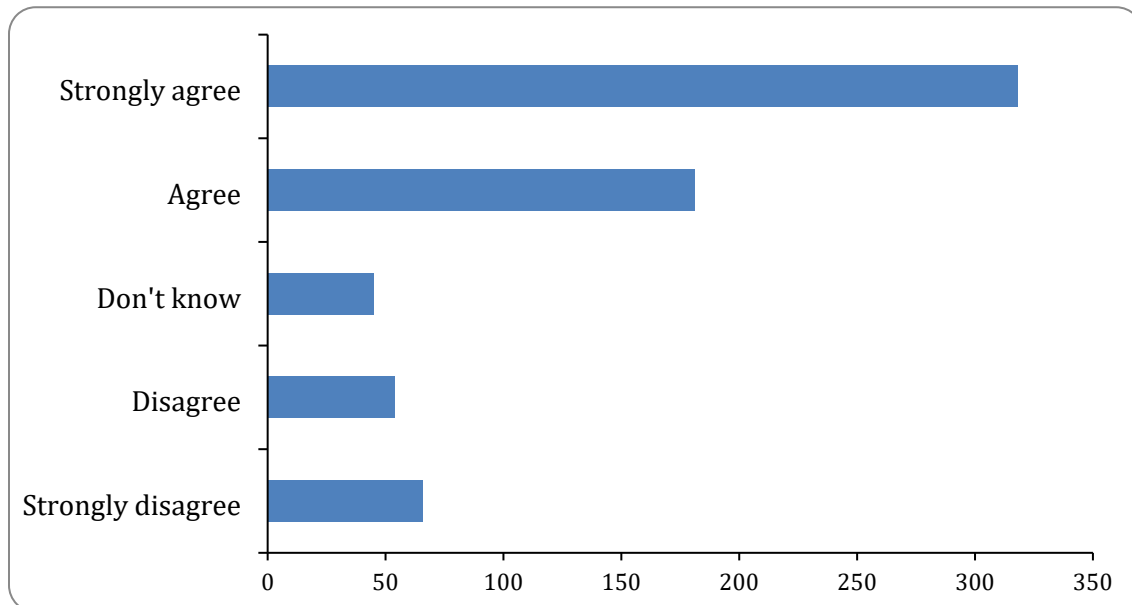
There were 664 responses to this part of the question.



Option	Total	Percent
Strongly agree	413	62.20%
Agree	205	30.87%
Don't know	12	1.81%
Disagree	21	3.16%
Strongly disagree	13	1.96%
Not Answered	0	0.00%

3: A requirement to provide name and address details when requested to do so by an authorised officer
multiple choice

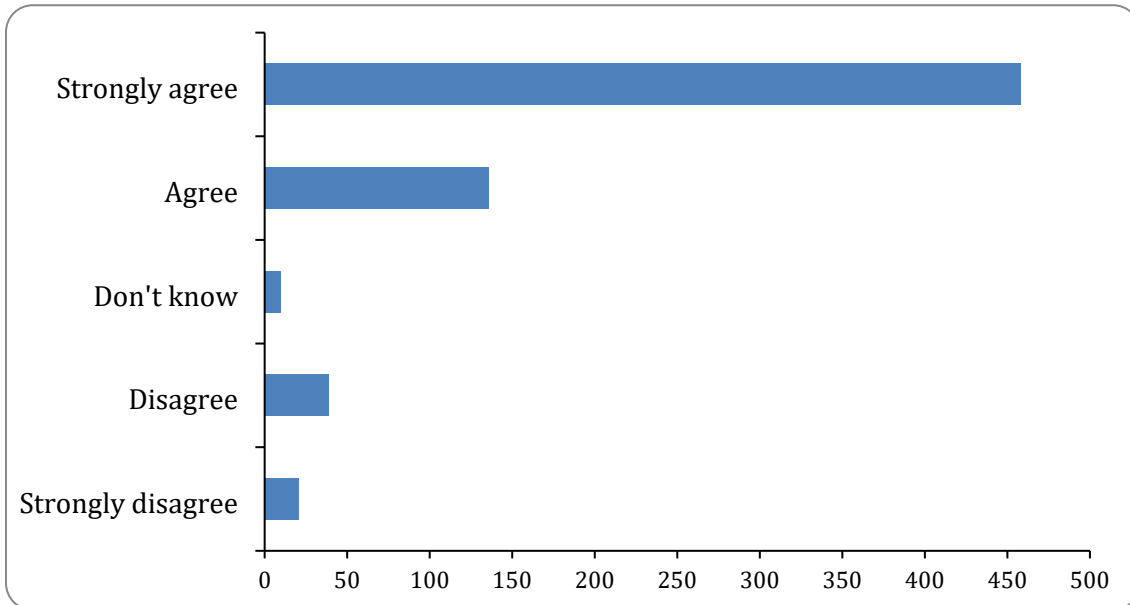
There were 664 responses to this part of the question.



Option	Total	Percent
Strongly agree	318	47.89%
Agree	181	27.26%
Don't know	45	6.78%
Disagree	54	8.13%
Strongly disagree	66	9.94%
Not Answered	0	0.00%

4: An offence to be in charge of a dog on public land without means of faeces collection and disposal
multiple choice

There were 664 responses to this part of the question.

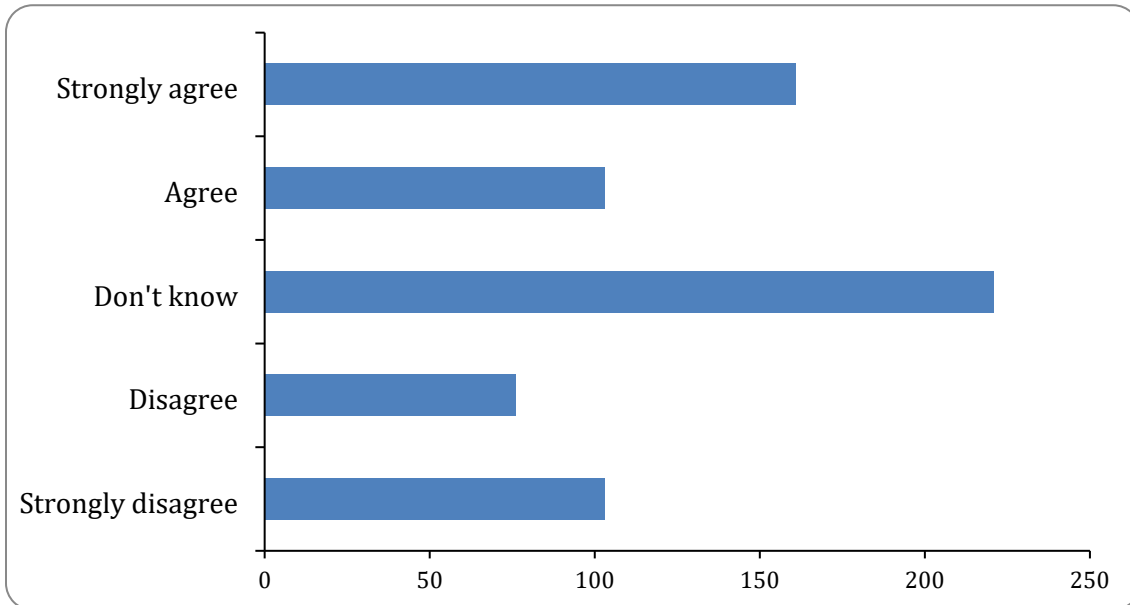


Option	Total	Percent
Strongly agree	458	68.98%
Agree	136	20.48%
Don't know	10	1.51%
Disagree	39	5.87%
Strongly disagree	21	3.16%
Not Answered	0	0.00%

5: The changes at Northcote Farm, including restriction to public access where stated.

multiple choice

There were 664 responses to this part of the question.

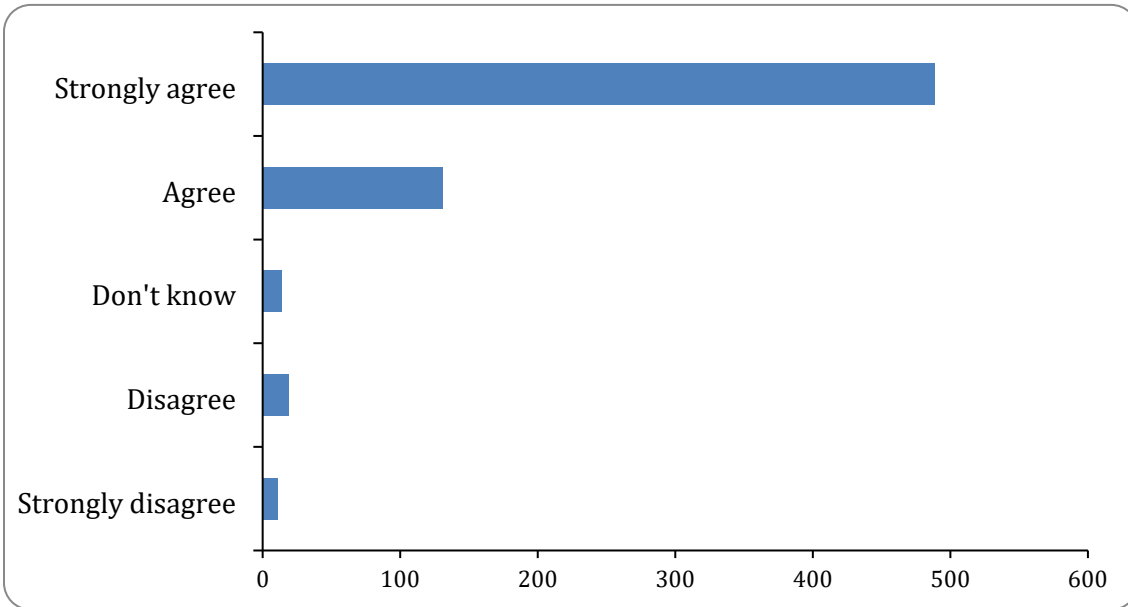


Option	Total	Percent
Strongly agree	161	24.25%
Agree	103	15.51%
Don't know	221	33.28%
Disagree	76	11.45%
Strongly disagree	103	15.51%
Not Answered	0	0.00%

6: An offence to allow any dog in your control to foul in any public place under the jurisdiction of City of Wolverhampton Council and failing to remove the faecal matter immediately.

Agree-Disagree

There were 664 responses to this part of the question.

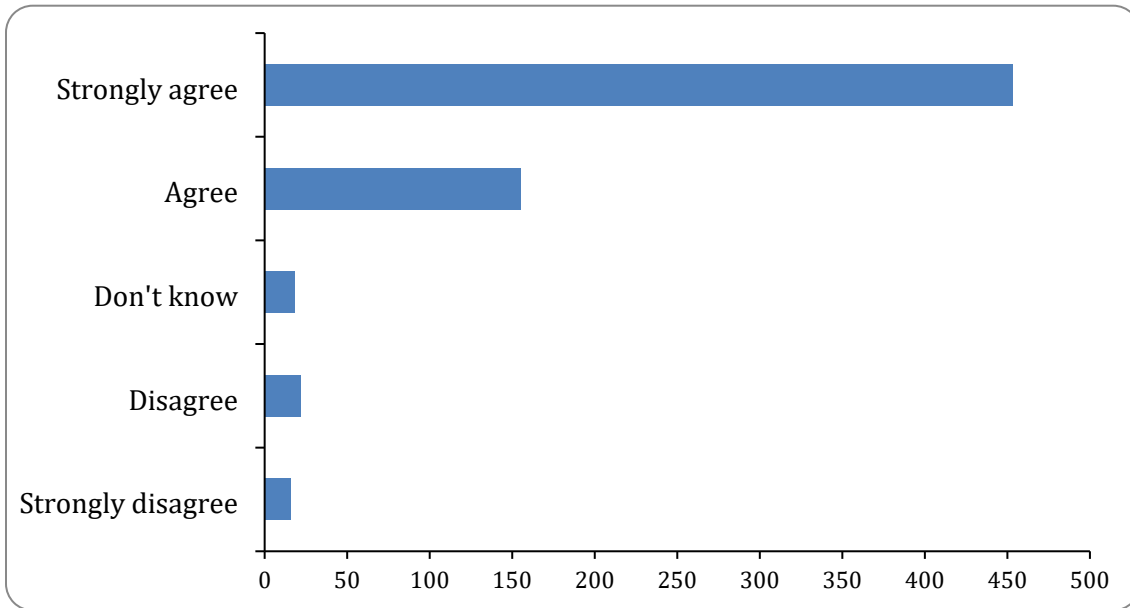


Option	Total	Percent
Strongly agree	489	73.64%
Agree	131	19.73%
Don't know	14	2.11%
Disagree	19	2.86%
Strongly disagree	11	1.66%
Not Answered	0	0.00%

7: Dogs to be kept on a lead at all times when on footpaths near the major arterial roads in the City of Wolverhampton Council area shown below.

Agree-Disagree

There were 664 responses to this part of the question.

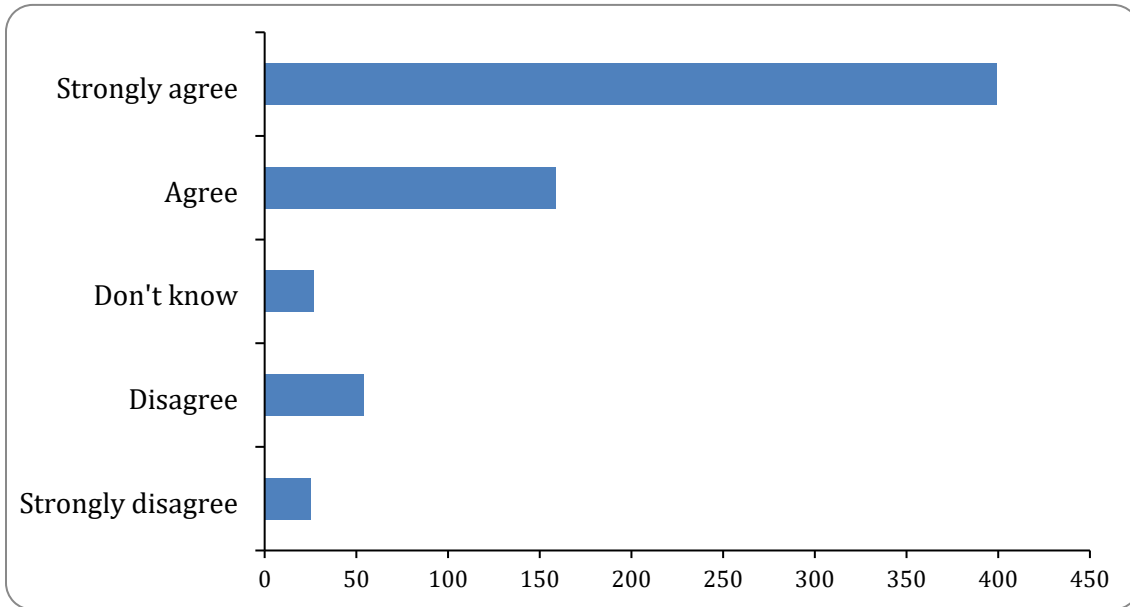


Option	Total	Percent
Strongly agree	453	68.22%
Agree	155	23.34%
Don't know	18	2.71%
Disagree	22	3.31%
Strongly disagree	16	2.41%
Not Answered	0	0.00%

8: Dogs to be kept on a lead at all times within a 100 metre radius of all schools within the area of City of Wolverhampton Council measured from the school main entrance.

Agree-Disagree

There were 664 responses to this part of the question.

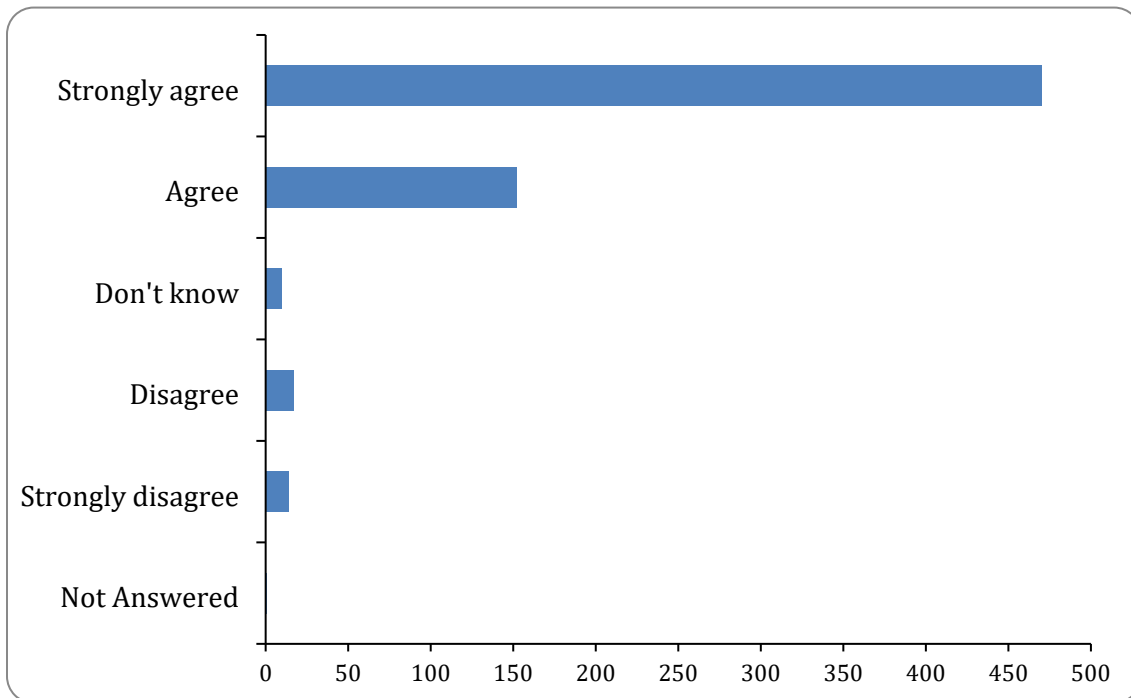


Option	Total	Percent
Strongly agree	399	60.09%
Agree	159	23.95%
Don't know	27	4.07%
Disagree	54	8.13%
Strongly disagree	25	3.77%
Not Answered	0	0.00%

9: Those responsible for dogs considered to be out of control in the area of City of Wolverhampton Council, must immediately put dogs for which they are responsible on a lead at the instruction of a Police Officer, Police Community Support Officer or Council Officer (showing identification).

Agree-Disagree

There were 663 responses to this part of the question.

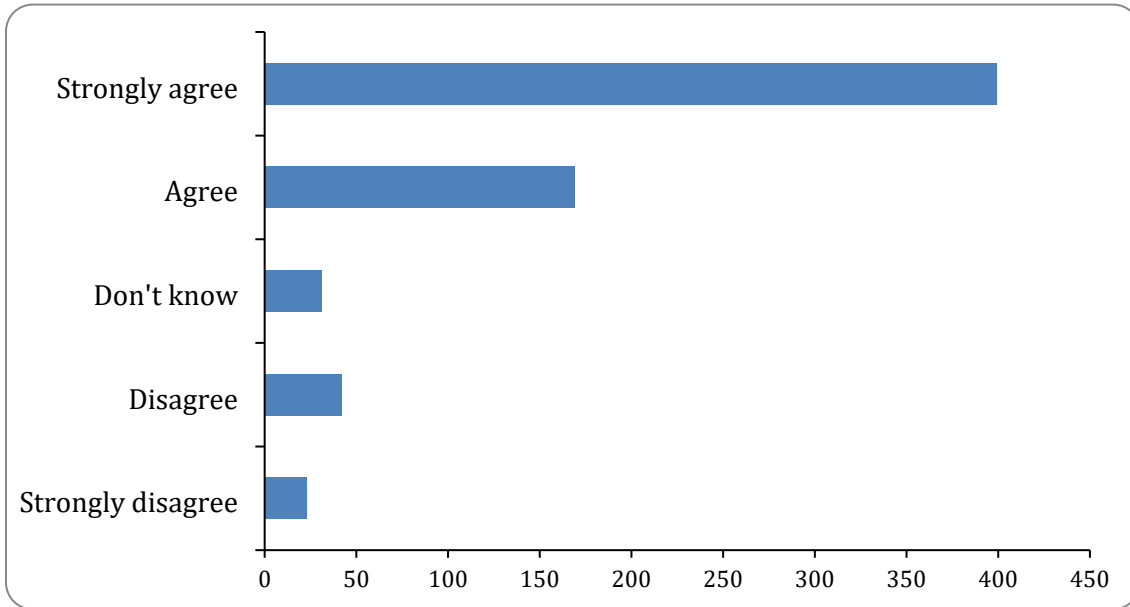


Option	Total	Percent
Strongly agree	470	70.78%
Agree	152	22.89%
Don't know	10	1.51%
Disagree	17	2.56%
Strongly disagree	14	2.11%
Not Answered	1	0.15%

10: Dogs to be prohibited from all fenced children’s play areas.

Agree-Disagree

There were 664 responses to this part of the question.

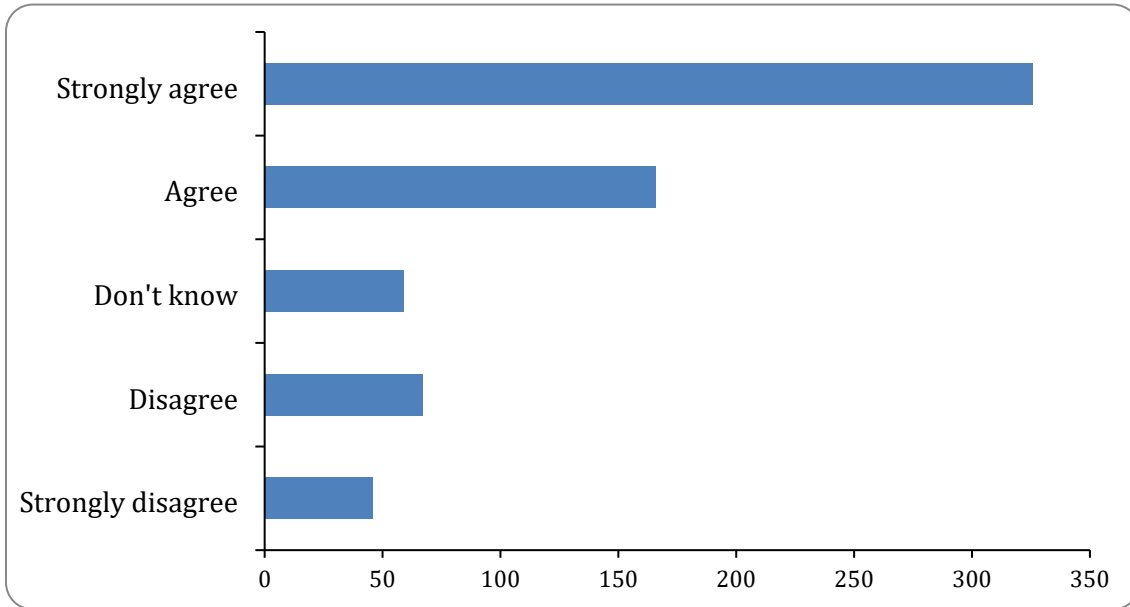


Option	Total	Percent
Strongly agree	399	60.09%
Agree	169	25.45%
Don't know	31	4.67%
Disagree	42	6.33%
Strongly disagree	23	3.46%
Not Answered	0	0.00%

11: Dogs to be prohibited from all fenced tennis court areas.

Agree-Disagree

There were 664 responses to this part of the question.

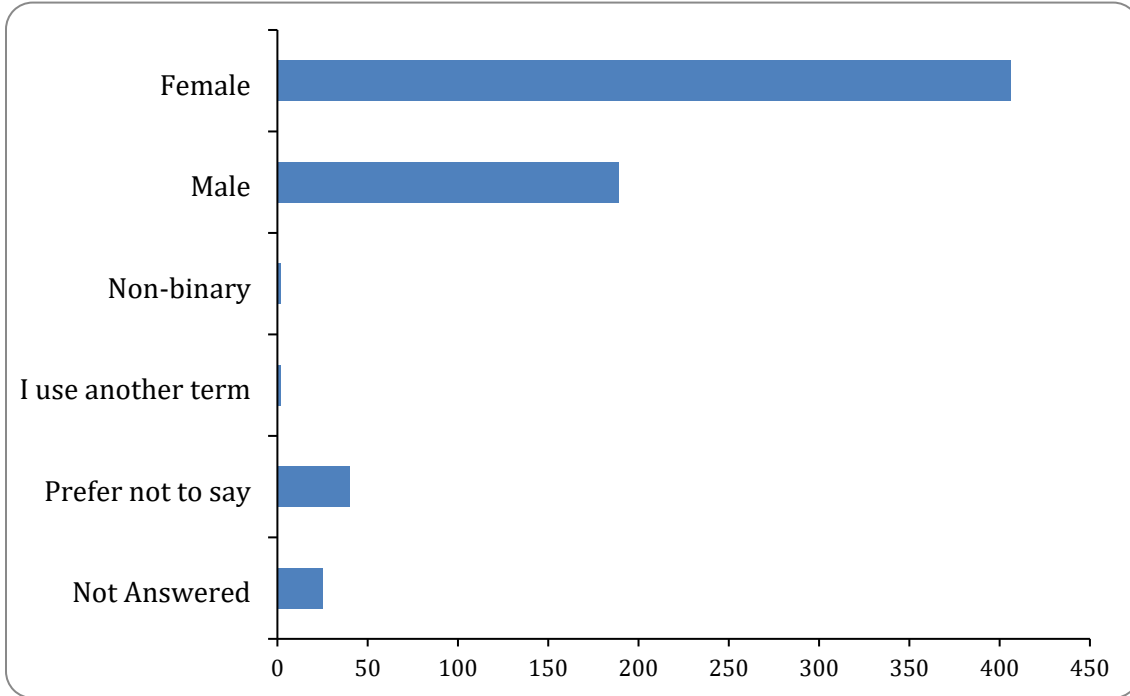


Option	Total	Percent
Strongly agree	326	49.10%
Agree	166	25.00%
Don't know	59	8.89%
Disagree	67	10.09%
Strongly disagree	46	6.93%
Not Answered	0	0.00%

12: What gender are you?

Gender

There were 639 responses to this part of the question.

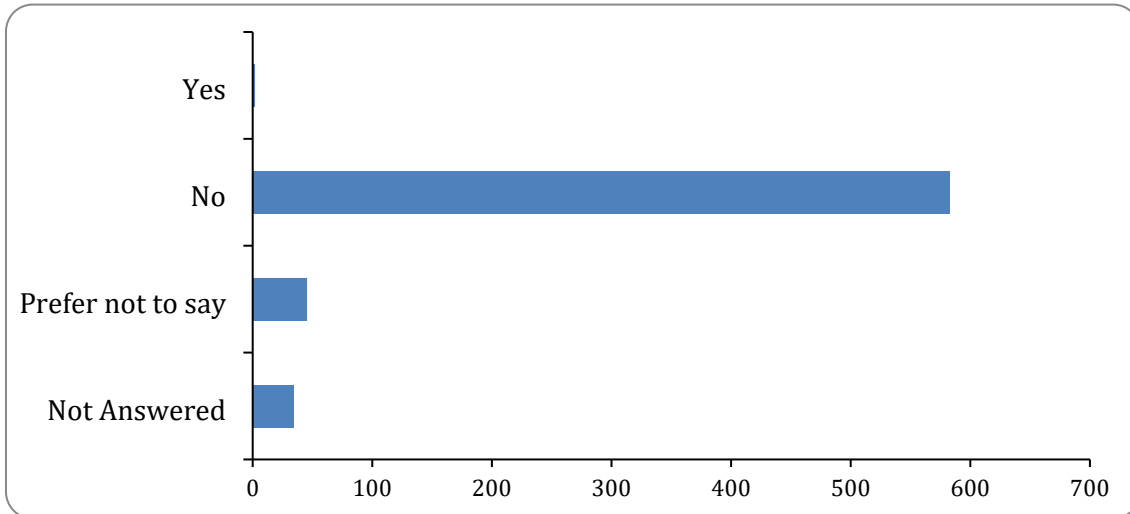


Option	Total	Percent
Female	406	61.14%
Male	189	28.46%
Non-binary	2	0.30%
I use another term	2	0.30%
Prefer not to say	40	6.02%
Not Answered	25	3.77%

13: Are you trans?

Trans

There were 630 responses to this part of the question.

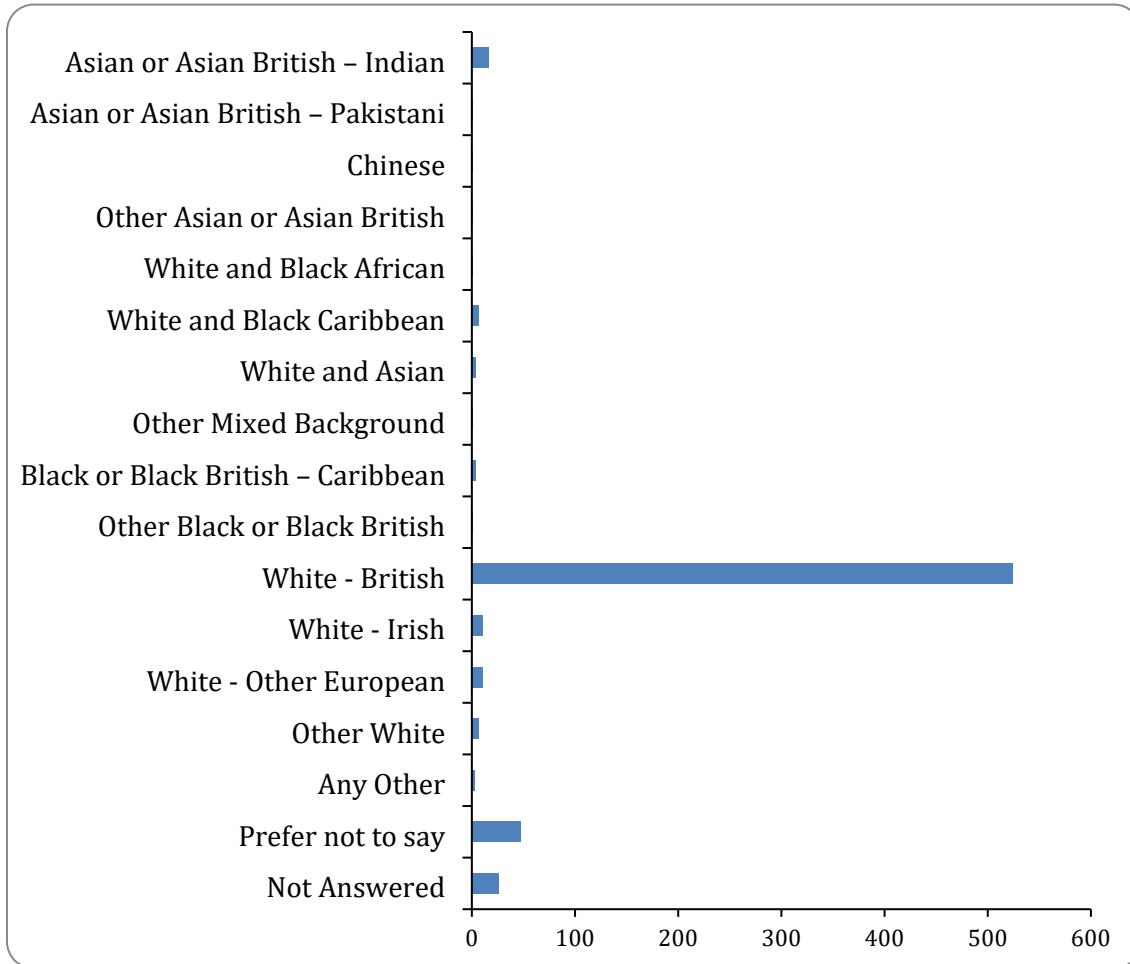


Option	Total	Percent
Yes	2	0.30%
No	583	87.80%
Prefer not to say	45	6.78%
Not Answered	34	5.12%

14: What is your ethnic origin?

Ethnic origin

There were 638 responses to this part of the question.



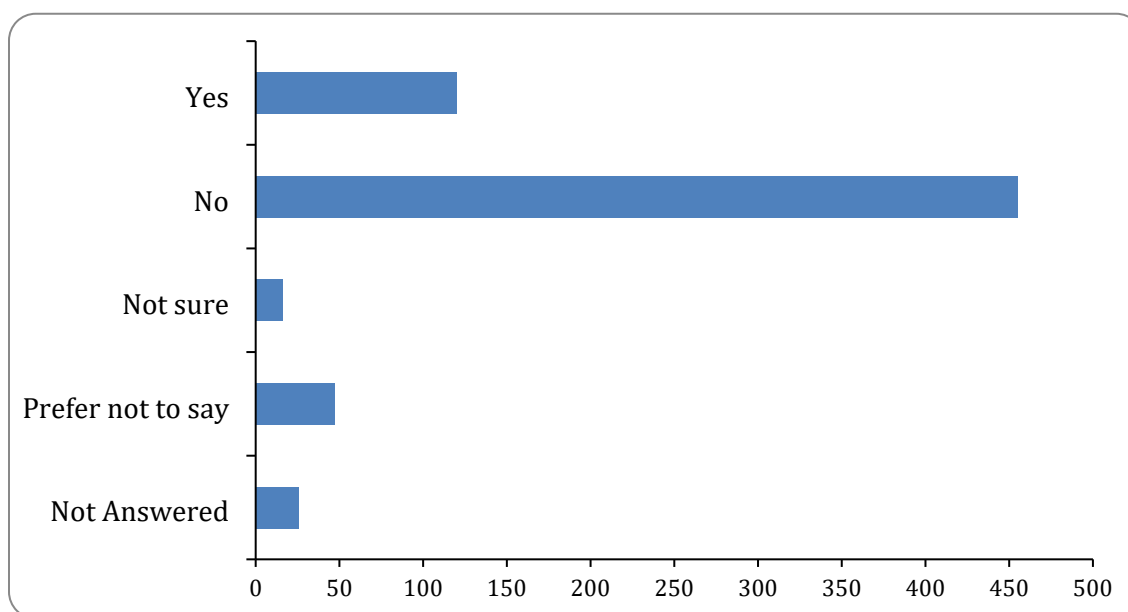
Option	Total	Percent
Asian or Asian British – Indian	16	2.41%
Asian or Asian British – Pakistani	1	0.15%
Asian or Asian British – Bangladeshi	0	0.00%
Chinese	1	0.15%
Other Asian or Asian British	1	0.15%
White and Black African	1	0.15%
White and Black Caribbean	7	1.05%
White and Asian	4	0.60%
Other Mixed Background	1	0.15%
Black or Black British – African	0	0.00%
Black or Black British – Caribbean	4	0.60%
Other Black or Black British	1	0.15%

White - British	524	78.92%
White - Irish	10	1.51%
White Gypsy / Irish Traveller	0	0.00%
White - Other European	10	1.51%
Other White	7	1.05%
Arab	0	0.00%
Any Other	3	0.45%
Prefer not to say	47	7.08%
Not Answered	26	3.92%

15: Do you have a disability which affects your day to day activities, which has lasted, or you expect to last, at least a year?

Disability

There were 638 responses to this part of the question.

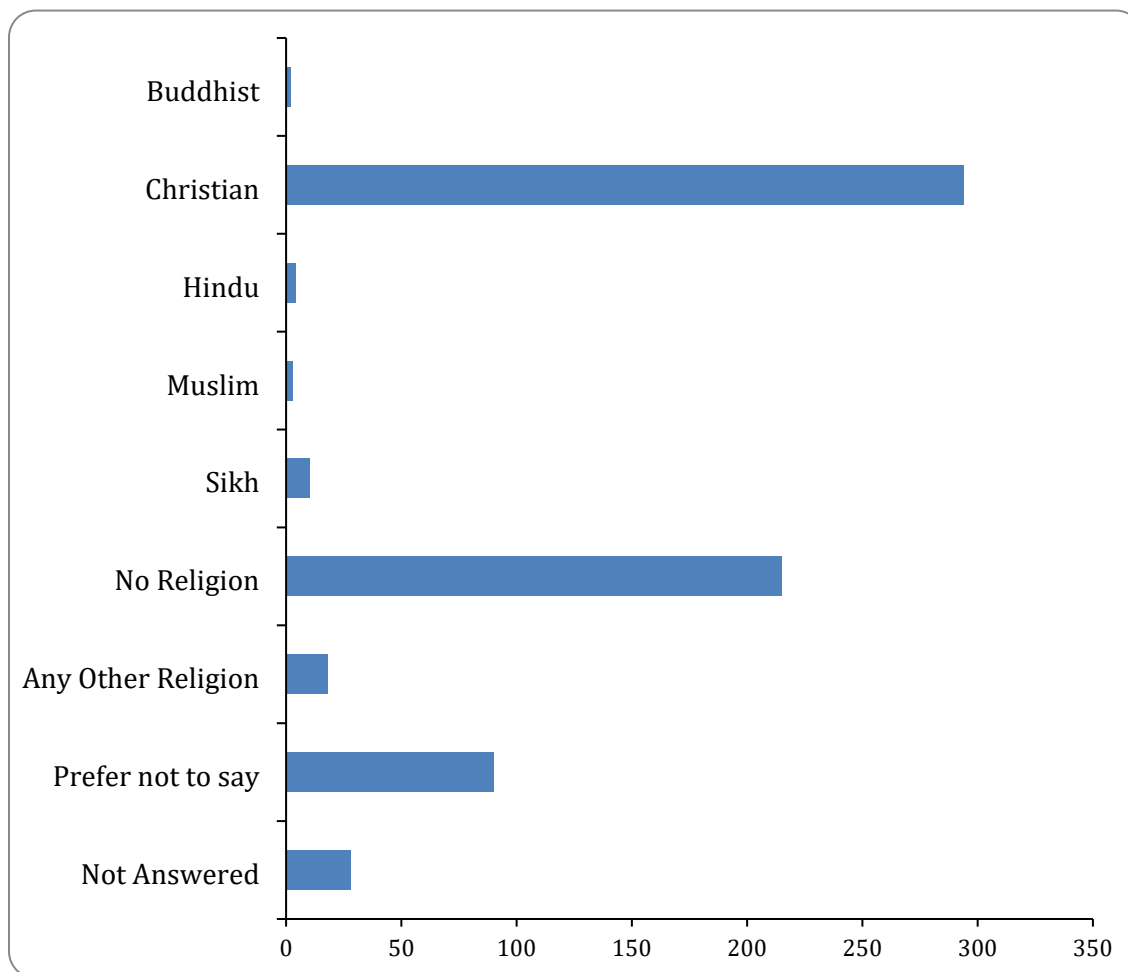


Option	Total	Percent
Yes	120	18.07%
No	455	68.52%
Not sure	16	2.41%
Prefer not to say	47	7.08%
Not Answered	26	3.92%

16: What religion are you?

Religion

There were 636 responses to this part of the question.

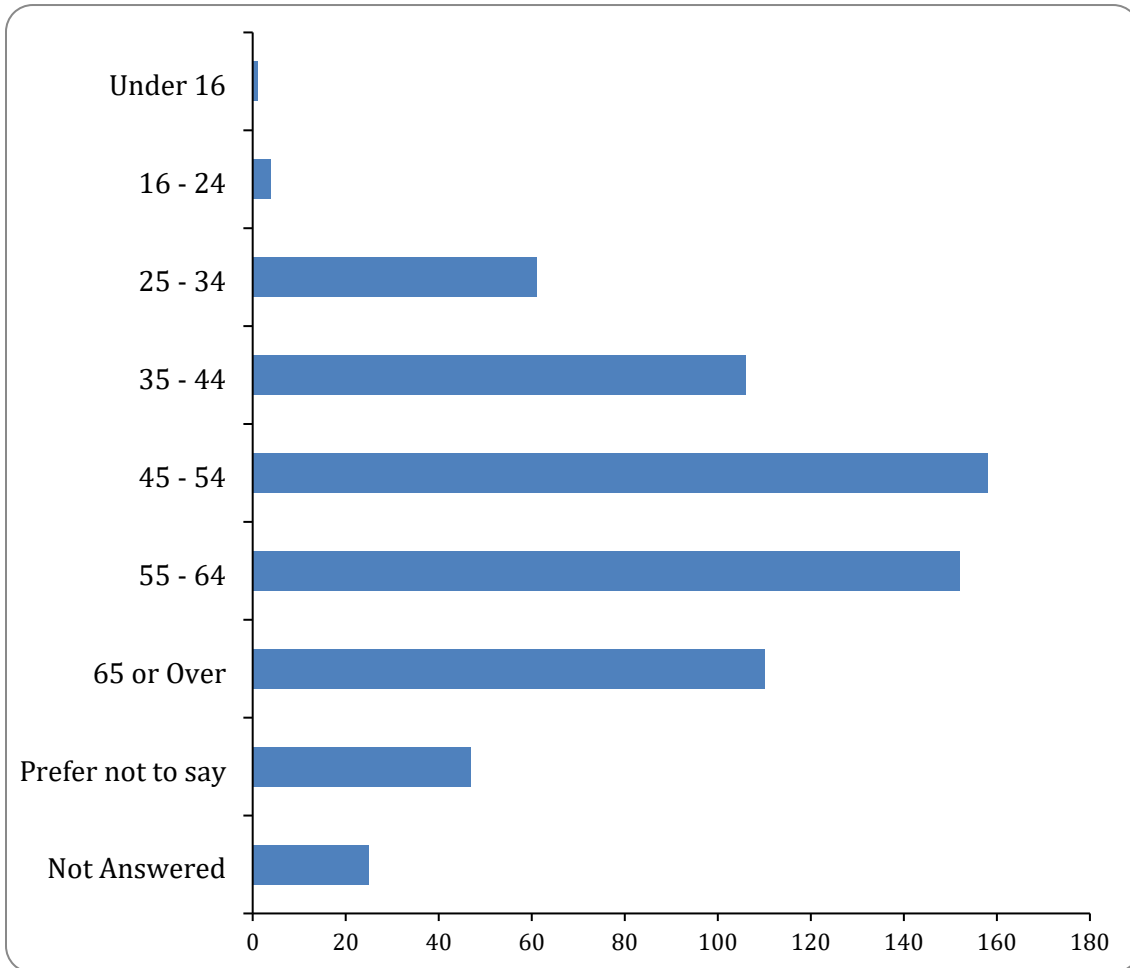


Option	Total	Percent
Buddhist	2	0.30%
Christian	294	44.28%
Hindu	4	0.60%
Jewish	0	0.00%
Muslim	3	0.45%
Sikh	10	1.51%
No Religion	215	32.38%
Any Other Religion	18	2.71%
Prefer not to say	90	13.55%
Not Answered	28	4.22%

17: Please indicate how old you are:

Age

There were 639 responses to this part of the question.

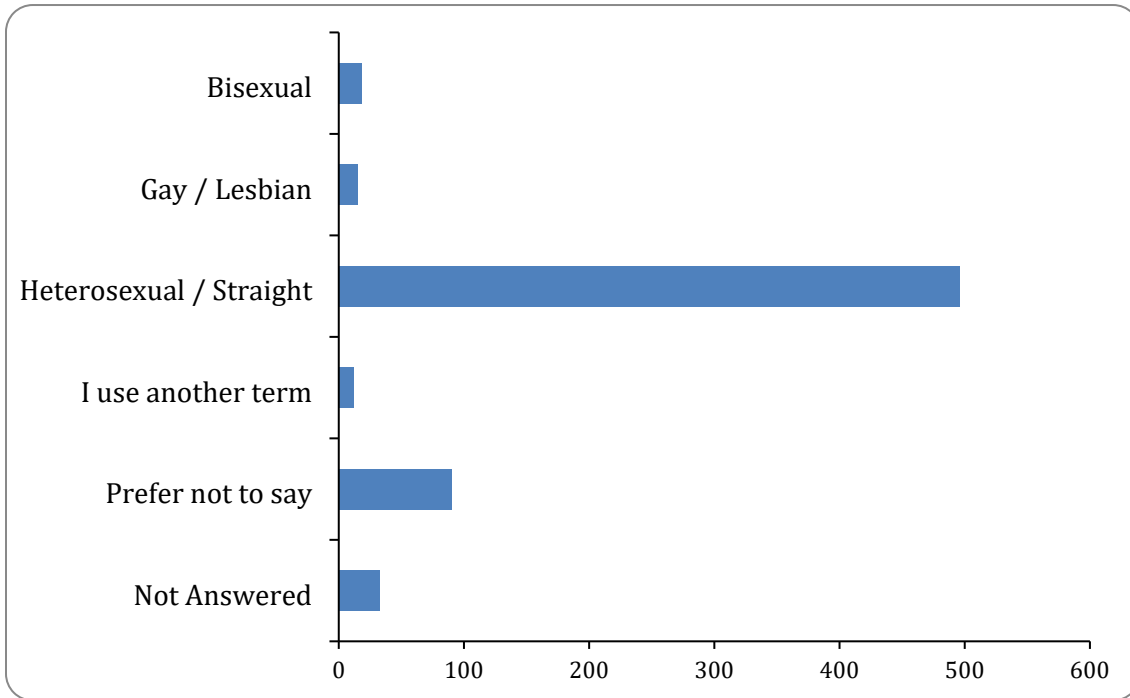


Option	Total	Percent
Under 16	1	0.15%
16 - 24	4	0.60%
25 - 34	61	9.19%
35 - 44	106	15.96%
45 - 54	158	23.80%
55 - 64	152	22.89%
65 or Over	110	16.57%
Prefer not to say	47	7.08%
Not Answered	25	3.77%

18: What is your sexual orientation?

Sexual Orientation

There were 631 responses to this part of the question.



Option	Total	Percent
Bisexual	18	2.71%
Gay / Lesbian	15	2.26%
Heterosexual / Straight	496	74.70%
I use another term	12	1.81%
Prefer not to say	90	13.55%
Not Answered	33	4.97%